

# ASHBURTON GLOBAL LEADERS ZAR EQUITY FEEDER FUND

Minimum disclosure document (fund fact sheet) as at 31 December 2019

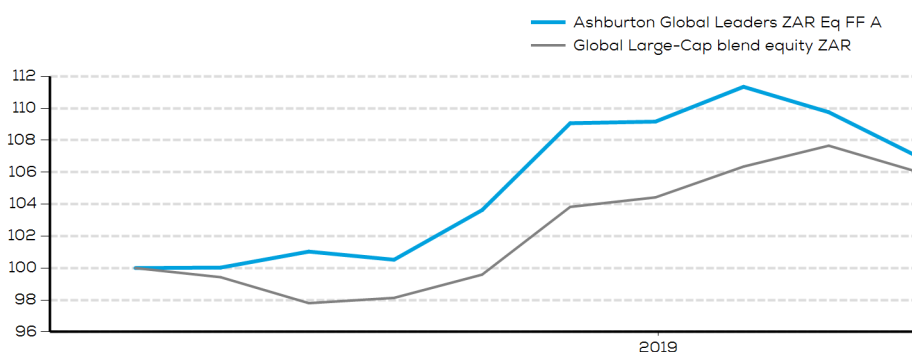
## Investor profile

This fund is designed for investors wishing to participate in offshore capital markets and to have access to high quality international stocks without utilising the offshore allowance. The fund is most appropriate for investors with a long-term investment horizon, as losses may occur due to high market fluctuations.

## Investment objectives and strategy

The objective of the fund is to maximise risk-adjusted returns over the long term while preserving capital, regardless of market conditions by investing in companies whose primary source of income is from, or whose major assets are based in countries worldwide. To achieve this, the fund will, apart from assets in liquid form, consist solely of participatory interests in the Ashburton Global Leaders Equity Fund which in turn invests principally in quoted large cap equity securities around the world. The Ashburton Global Leaders ZAR Equity Feeder Fund may also include listed or unlisted financial instruments for the exclusive purpose of hedging exchange rate risks. Equity investments are volatile by nature and are susceptible to changes in general market conditions and volatility, as well as economic, political and company specific risks.

## Performance and statistics



Source: Morningstar®, Ashburton Investments

All performance numbers are net of all fees and expenses. The above is purely for illustrative purposes. The above portfolio performance is calculated on a NAV to NAV basis and does not take any initial fees into account. For reinvesting funds, income is reinvested on reinvestment date. Actual investment performance will differ based on the initial fees applicable, the actual investment date, the date of reinvestment of income and dividend withholding tax. Past performance is not necessarily an indication of future performance.

Growth (%)	Fund	Benchmark
1 Mth	-2.51	-1.51
3 Mths	-1.98	1.54
6 Mths	6.46	8.05
Since inception	7.01	6.04

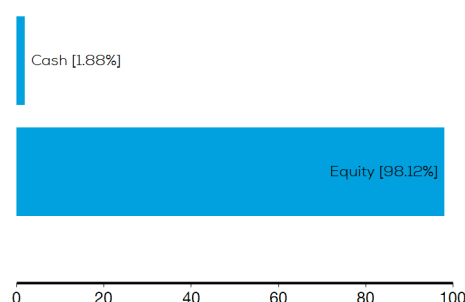
Source: Morningstar®, Ashburton Investments

Returns include the re-investment of distributions and are net of fees.

Returns over 12 months have been annualised.

Fund statistics are calculated for up to a maximum of 10 years of the fund or since the inception.

## Asset allocation %



Source: Ashburton Investments

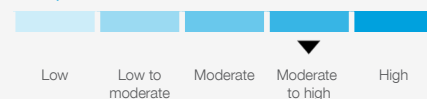
## Largest holdings %

ASHBURTON INVESTMENTS SICAV	98.12
STANDARD BANK GROUP	6.91
USA DOLLARS - CCY	(6.34)



## Key facts

### Risk profile



### General information

Fund classification	Worldwide Equity - General Portfolio
Launch date	24 April 2019
Fund size	17.74 million
Net asset value (NAV)	107.02 cents per unit
Units in issue	15 490 032
Minimum investment	R5000
Additional investment	R2500
Minimum debit order	R500
Benchmark	MSCI All World Large Cap Index
Domicile	South Africa
Reporting currency	Rand
Pricing	Daily Available on website
JSE code	ASGFDA
ISIN	ZAE000269809
Regulation 28	No
Management company	Ashburton Management Company (RF) (PTY) LTD
Investment manager	Ashburton Fund Managers (Proprietary) Limited
Fund manager(s)	Kathy Davey
Trustee and address	Standard Bank The Towers Tower North 8th Floor 2 Heerengracht Street Cnr Hertzog Boulevard Foreshore Cape Town 8001 Contact No (021) 401-2010 Email: Trustee-Ashburton@standardbank.co.za

### Fee structure (%)

Annual management fee	0.55% (excl. VAT)
Total expense ratio (TER)	2.05%
Transaction charges (TC)	0.00%
Total investment charges (TIC)	2.05%

### Contact us

Please speak to your financial advisor or contact us for more information:

Client service: +27 (0) 860 000 341

Email: ashburtonquery@investoradmin.co.za

Website: www.ashburtoninvestments.com

# ASHBURTON GLOBAL LEADERS ZAR EQUITY FEEDER FUND



Minimum disclosure document (fund fact sheet) as at 31 December 2019

## Monthly performance history %

Year	Jan	Feb	Mar	Apr	May	Jun	Jul	Aug	Sep	Oct	Nov	Dec	YTD
2019				0.03	1.00	-0.50	3.09	5.25	0.09	2.00	-1.43	-2.51	7.01

Source: Morningstar®

## Definitions

Total return:	Total return accounts for two categories of return: income and capital appreciation. Income includes interest paid by fixed income investments, distributions or dividends. Capital appreciation represents the change in the market price of an asset.
NAV (net asset value):	This is the total value of assets in the portfolio less any liabilities, divided by the number of shares outstanding.
TER (total expense ratio):	This is a measure of the total costs associated with managing and operating an investment fund. These costs consist primarily of management fees and additional expenses such as trustee and custody fees, auditor fees and other operational expenses. The total cost of the fund is divided by the fund's total assets to arrive at a percentage, which represents the TER.
Index:	In the case of financial markets, an index is a theoretical portfolio of assets representing a particular market or a portion of it. Each index has its own calculation methodology and is usually expressed in terms of a change from a base value. Thus, the percentage change is more important than the actual numeric value.
Transaction costs:	Total costs incurred by the investor in buying and selling the underlying assets of a financial product and is expressed as a percentage of the daily NAV calculated on an annualised basis. These costs include brokerage, VAT, and trading costs.
Annualised cost:	Is the cost per year of investing in the assets of a financial product.
Annualised return:	This is the average rate earned by the investment over a year in the period measured.
Tracking error:	A measure of the amount of risk that is being taken in excess of the benchmark.

## Disclaimer

Ashburton Management Company (RF) (Proprietary) Limited (Reg No 1996/002547/07) ("Ashburton") is an approved collective investment schemes manager of the Ashburton Collective Investment Scheme ("Ashburton CIS"). Ashburton is regulated by the Financial Sector Conduct Authority and is a full member of the Association for Savings and Investment SA (ASISA). This document and any other information supplied in connection with the Ashburton CIS is not "advice" as defined and/or contemplated in terms of the Financial Advisory and Intermediary Services Act, 37 of 2002 ("the FAIS Act") and investors are encouraged to obtain their own independent advice prior to buying participatory interests in CIS portfolios issued under the Ashburton CIS. A feeder fund is a portfolio that invests in a single portfolio of a collective investment scheme, which levies its own charges and which could result in a higher fee structure for the feeder fund. Any investment is speculative and involves significant risks and therefore, prior to investing, investors should fully understand the portfolios and any risks associated with them. Collective investment schemes in securities are generally medium to long term investments. In the event a potential investor requires material risks disclosures for the foreign securities included in a portfolio, the manager will upon request provide such potential investor with a document outlining: potential constraints on liquidity & repatriation of funds; Macroeconomics risk; Political risk; Foreign Exchange risk; Tax risk; Settlement risk; and Potential limitations on the availability of market information. The value of participatory interests may go down as well as up and past performance is not necessarily a guide to the future. Forward pricing is used and portfolio valuations take place at approximately 15h00 each business day (17h00 at month and quarter end). Instructions to redeem or repurchase must reach Ashburton before 14h00 to ensure same day value. Excessive withdrawals from the portfolio may place the portfolio under liquidity pressures. In such circumstances, a process of ring-fencing of withdrawal instructions and managed pay-outs over time may be followed. CIS portfolios are traded at ruling prices and can engage in borrowing and scrip lending. Fluctuations or movements in exchange rates may cause the value of underlying investments to go up or down. A CIS portfolio may borrow up to 10% of the market value of the portfolio to bridge insufficient liquidity. Participatory interests are calculated on a net asset value (NAV) basis, which is the total market value of all assets in the portfolio including any income accruals and less any permissible deductions from the CIS portfolio divided by the number of participatory interests in issue. All fees quoted exclude VAT except where stated differently. The Total Expense Ratio (TER) is expressed as an annualised percentage of the charges, levies and fees incurred by the portfolio related to its management, for the period under review against the average NAV of the portfolio over this period. A higher TER does not necessarily imply a poor return, nor does a lower TER imply a good return. The current TER cannot be regarded as an indication of future TERs. A full detailed schedule of fees, charges and commissions is available from Ashburton on request and incentives may be paid and if so, would be included in the overall costs. The manager does not provide any guarantee either with respect to the capital or the return of a portfolio. The manager has a right to close the portfolio to new investors in order to manage the portfolio more efficiently in accordance with its mandate. Additional information about this product, including brochures, application forms and annual or quarterly reports, can be obtained from the Manager, free of charge, and from the website: [www.ashburtoninvestments.com](http://www.ashburtoninvestments.com). Ashburton Fund Managers (Pty) Ltd is an authorised Financial Services Provider.

[10/01/2020 15:22:14] Compliance No. [J5EWWL2L9R]