

ASHBURTON GLOBAL GROWTH FEEDER FUND (GBP) - R CLASS

Minimum disclosure document (fund fact sheet) as at 29 February 2020

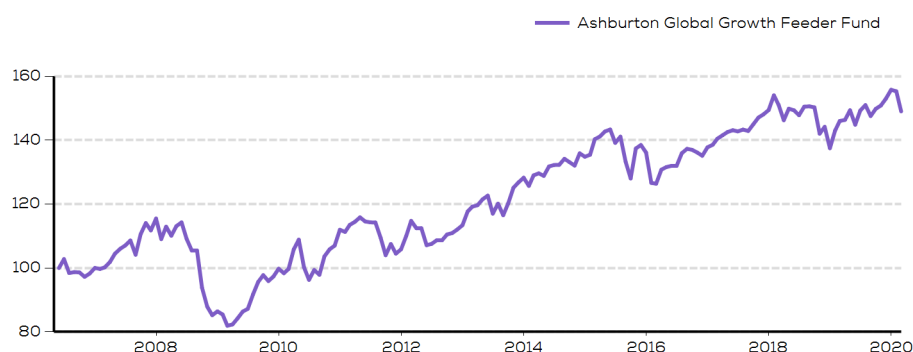
Investor profile

The Sub-Fund is designed as a moderate to higher risk strategy for clients who are prepared to take an increased level of risk with their capital.

Investment objectives and strategy

To invest in a GBP hedged share class of the Ashburton Investments SICAV - Global Growth Fund, a USD based fund, which aims to maximise total return (capital plus income) over the long term, through a flexible asset allocation across a diversified range of asset classes, regions and currencies without exceeding a maximum equity exposure of 75%.

Performance and statistics



Source: Morningstar®, Ashburton Investments

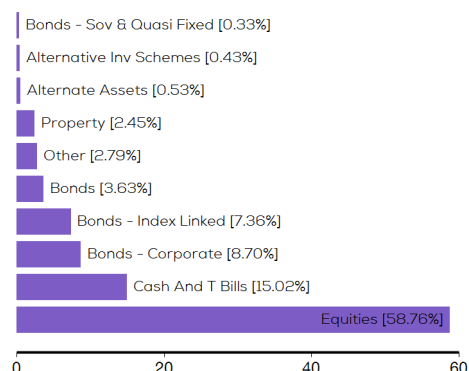
The investment performance is for illustrative purposes only and is calculated on a bid to bid basis and does not take any initial fees into account. Income is reinvested on the ex-dividend date. Actual performance will differ based on the initial fees applicable, the actual investment date and the date of reinvestment of income. Past performance is not necessarily an indication of future performance.*

Growth (%)	Fund	Fund statistics	Fund
YTD	-4.35	Standard deviation	9.77
1 Mth	-4.05	Sortino	-0.50
3 Mths	-2.61	Sharpe ratio	-0.42
6 Mths	0.98	Max drawdown	-29.07
1 Yr	2.05	Highest 12 mth	29.26
3 Yr	1.99	Lowest 12 mth	-27.47
5 Yr	1.21		
10 Yr	4.10		

Source: Morningstar®, Ashburton Investments

Returns include the re-investment of distributions and are net of fees
Returns over 12 months have been annualised
Fund statistics are calculated since the inception of the fund

Asset allocation %



Source: Ashburton Investments

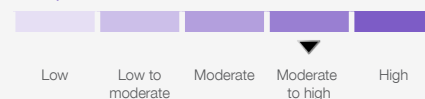
Largest holdings %

Fidelity US Quality Income UCITS ETF	15.26
S&P500 EMINI FUT Mar20	8.24
Fidelity Global Corporate Bond Fund	7.36
Fidelity Funds - Asian Special Situations Fund	6.65
E-Mini Russ 1000 VMar20	5.64
S&P/TSX 60 IX FUT Mar20	4.97
Fidelity Funds - Japan Fund	4.79
Fidelity Funds - Emerging Markets Focus Fund	4.78
Fidelity Emg Mkt Local Ccy Debt Fund	2.05
Fidelity Emerging Markets Debt Fund	1.58



Key facts

Risk profile



General information

Fund classification	Multi Asset
Launch date	19 June 2006
Fund size	£6.91 million
Net asset value (NAV)	£1.4064
Domicile	Jersey
Dealing	Daily
Reporting currency	GBP
Ticker	ASHSAPH JY
Sedol	B17HHZ4
ISIN	GB00B17HHZ40
Management company	Ashburton (Jersey) Limited
Investment manager	Ashburton (Jersey) Limited
Fund manager(s)	The Multi-Asset Team
Reporting fund	No
Administrator	Ashburton (Jersey) Limited
ISA eligible	No
FCA recognised	No
Umbrella Fund	Ashburton Replica Portfolio Limited
Custodian	BNP Paribas Securities Services S.C.A., Jersey Branch

Fee structure (%)

Annual management fee	1.50%
Total expense ratio (TER)	1.58%
Transaction charges (TC)	0.01%
Other Administrative Charges	0.00%
Total investment charges (TIC)	1.59%

Contact us

Please speak to your financial advisor or contact us for more information:

Client service: +44 (0)1534 512000

Email: clientsupport@ashburton.com

Website: www.ashburtoninvestments.com

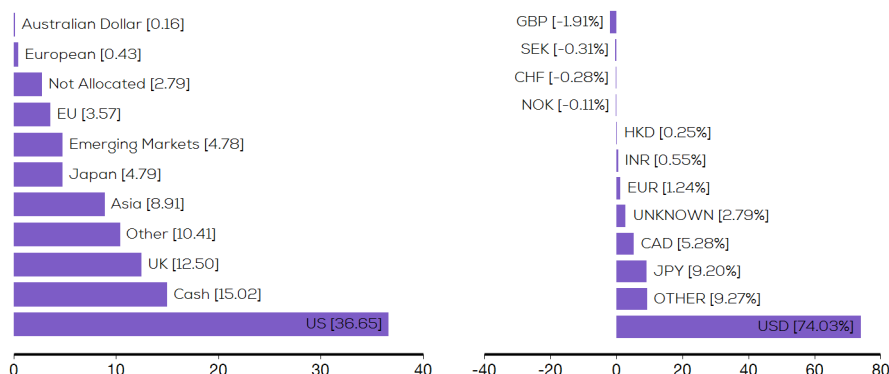
ASHBURTON GLOBAL GROWTH FEEDER FUND (GBP) - R CLASS



Minimum disclosure document (fund fact sheet) as at 29 February 2020

Geographical weightings %

Currency weightings %



Source: Ashburton Investments

Monthly performance history %

Year	Jan	Feb	Mar	Apr	May	Jun	Jul	Aug	Sep	Oct	Nov	Dec	YTD
2020	-0.31	-4.05											-4.35
2019	4.01	2.11	0.22	2.06	-3.03	3.06	1.14	-2.27	1.52	0.71	1.43	1.81	13.30
2018	3.08	-1.92	-3.20	2.48	-0.35	-1.03	1.82	0.06	-0.22	-5.48	1.51	-4.64	-8.00
2017	0.57	1.38	0.76	0.73	0.39	-0.25	0.39	-0.30	1.45	1.48	0.68	0.92	8.47
2016	-6.97	-0.20	3.47	0.63	0.29	-0.01	3.00	1.01	-0.22	-0.63	-0.75	1.96	1.21

Source: Morningstar®

Definitions

Total return:	Total return accounts for two categories of return: income and capital appreciation. Income includes interest paid by fixed income investments, distributions or dividends. Capital appreciation represents the change in the market price of an asset.
NAV (net asset value):	This is the total value of assets in the portfolio less any liabilities, divided by the number of shares outstanding.
TER (total expense ratio):	This is a measure of the total costs associated with managing and operating an investment fund. These costs consist primarily of management fees and additional expenses such as trustee and custody fees, auditor fees and other operational expenses. The total cost of the fund is divided by the fund's total assets to arrive at a percentage, which represents the TER.
Index:	In the case of financial markets, an index is a theoretical portfolio of assets representing a particular market or a portion of it. Each index has its own calculation methodology and is usually expressed in terms of a change from a base value. Thus, the percentage change is more important than the actual numeric value.
Transaction costs:	Total costs incurred by the investor in buying and selling the underlying assets of a financial product and is expressed as a percentage of the daily NAV calculated on an annualised basis. These costs include brokerage, VAT, and trading costs.
Annualised cost:	Is the cost per year of investing in the assets of a financial product.
Annualised return:	This is the average rate earned by the investment over a year in the period measured.
Tracking error:	A measure of the amount of risk that is being taken in excess of the benchmark.

Disclaimer

For professional investors and advisers only
 Issued by Ashburton (Jersey) Limited. Registered office at IFC1, The Esplanade, St Helier, Jersey JE4 8SJ, Channel Islands. Regulated by the Jersey Financial Services Commission. Ashburton Investments is a registered trading name of Ashburton (Jersey) Limited.
 The performance reflects the Multi Asset Aggressive Fund from launch, 19 June 2006, when the Fund became a feeder into the Ashburton Investments SICAV – Global Growth Fund GBP Hedged Share Class ("the Master Fund") on 15 October 2014, and the performance from this date reflects that of the Master Fund. The investment strategy and mandate also changed as a result.
 This Fund is now closed to new investors.
 The currency exposure shown reflects the base currency of the Ashburton Investments SICAV – Global Growth USD pool. This exposure is then hedged back to GBP for the GBP hedged share class.
 The Fund is not authorised in the UK and is therefore considered an unregulated collective investment scheme for the purpose of the Financial Services and Markets Act 2000. This document is approved for issue in the UK by Ashburton (UK) Limited, which has its registered office at Austin Friars House, 2-6 Austin Friars, London EC2N 2HD. Ashburton (UK) Limited is authorised and regulated by the Financial Conduct Authority (FRN 185971). If you undertake business with any non-UK authorised firm you will be excluded from the benefit of the rules and regulations made under the UK's Financial Services and Markets Act 2000, including the UK Financial Services Compensation Scheme.
 Performance is calculated on a bid price to bid price basis with the income reinvested and the effects of initial charges ignored. The value of investments and the income from them can go down as well as up, is not guaranteed and you may not recover the amount originally invested. Past performance should not be seen as an indication of future performance. Where investments involve exposure to a currency other than that in which the Fund is denominated, changes in rates of exchange may cause the value of the investment to go up or down, consequently investors may receive an amount greater or less than their original investment.

[11/03/2020 15:54:18] Compliance No. []