

ASHBURTON EURO ASSET MANAGEMENT FUND R CLASS

Minimum disclosure document (fund fact sheet) as at 30 September 2019

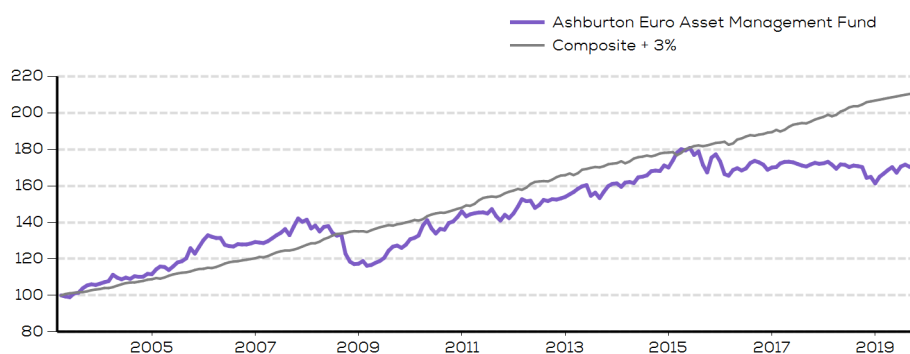
Investor profile

This Fund is suitable for an investor looking to achieve long-term growth of capital, accepting a low to moderate degree of risk.

Investment objectives and strategy

This Fund aims to achieve an increase in value whilst suppressing volatility and risk, through a conservative allocation of assets between, primarily, international equities, fixed interest securities and cash or money market instruments. Exposure to equities is limited to a maximum of 50% and exposure to fixed income securities is limited to a maximum of 70%. Exposure to currencies, other than base currency, after hedging, will not exceed 50%.

Performance and statistics



Source: Morningstar®, Ashburton Investments

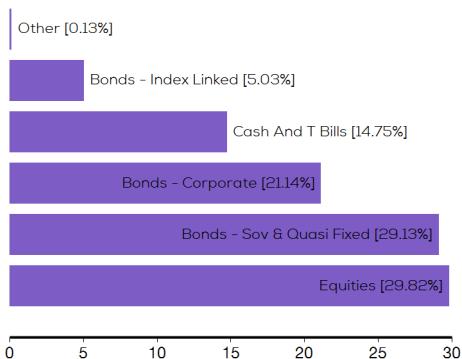
The investment performance is for illustrative purposes only and is calculated on a bid to bid basis and does not take any initial fees into account. Income is reinvested on the ex-dividend date. Actual performance will differ based on the initial fees applicable, the actual investment date and the date of reinvestment of income. Past performance is not necessarily an indication of future performance.

Growth (%)	Fund	Benchmark	Fund statistics	Fund	Benchmark
YTD	6.33	1.96	Standard deviation	5.90	1.25
1 Mth	0.67	0.21	Sortino	-0.78	-1.92
3 Mths	0.60	0.63	Sharpe ratio	-0.68	-2.16
6 Mths	1.72	1.29	Max drawdown	-18.23	-0.99
1 Yr	0.75	3.06	Highest 12 mth	19.83	7.45
3 Yr	-0.26	3.87	Lowest 12 mth	-17.05	2.53
5 Yr	0.38	3.58			
10 Yr	3.03	4.26			

Source: Morningstar®, Ashburton Investments

Returns include the re-investment of distributions and are net of fees
Returns over 12 months have been annualised
Fund statistics are calculated since the inception of the fund

Asset allocation %



Source: Ashburton Investments

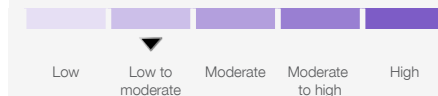
Largest holdings %

Holder	Percentage
Fidelity US Quality Income UCITS ETF	9.94
Fidelity Global Corporate Bond Fund	5.03
S&P500 EMINI FUT Dec19	4.18
Fidelity Funds - America Fund	4.10
US Treas. Note - 7.5000 15 Nov 2024	3.44
US Treas. Note - 2.2500 31 Jul 2021	3.21
Fidelity Funds - Japan Fund	3.15
Ashburton India Fixed Income Opps	3.03
Fidelity Emg Mkt Local Ccy Debt Fund	3.02
Fidelity Funds - Emerging Markets Fund	2.96



Key facts

Risk profile



General information

Fund classification	Multi Asset
Launch date	25 April 2003
Fund size	€22.79 million
Net asset value (NAV)	€1.6336
Dividend policy	Accumulation
Minimum investment	€10,000
Benchmark	Composite +3%
Domicile	Jersey
Dealing	Daily
Reporting currency	EUR
Pricing	Daily
Ticker	ASHRADE JY
Sedol	3201286
ISIN	GB0032012865
Management company	Ashburton (Jersey) Limited
Investment manager	Ashburton (Jersey) Limited
Fund manager(s)	The Multi-Asset Team
Reporting fund	No
ISA eligible	No
FCA recognised	No
Umbrella Fund	Ashburton Replica Portfolio Limited
Custodian	BNP Paribas Securities Services S.C.A., Jersey Branch

Fee structure (%)

Annual management fee	1.50%
Total expense ratio (TER)	1.83%
Transaction charges (TC)	0.01%
Total investment charges (TIC)	1.84%

Contact us

Please speak to your financial advisor or contact us for more information:

Client service: +44 (0)1534 512000

Email: clientsupport@ashburton.com

Website: www.ashburtoninvestments.com

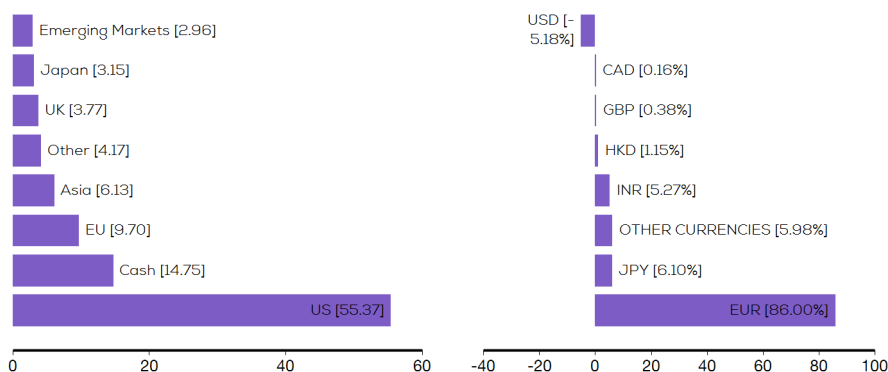
ASHBURTON EURO ASSET MANAGEMENT FUND R CLASS



Minimum disclosure document (fund fact sheet) as at 30 September 2019

Geographical weightings %

Currency weightings %



Source: Ashburton Investments

Monthly performance history %

Year	Jan	Feb	Mar	Apr	May	Jun	Jul	Aug	Sep	Oct	Nov	Dec	YTD
2019	2.26	1.01	1.20	0.95	-1.78	1.98	0.65	-0.72	0.67				6.33
2018	0.48	-0.91	-1.30	1.41	-0.14	-0.71	0.49	-0.20	-0.30	-3.45	0.30	-2.16	-6.39
2017	0.14	1.18	0.48	0.04	-0.20	-0.51	-0.49	-0.32	0.65	0.53	-0.31	0.16	1.35
2016	-4.00	-0.52	1.90	0.59	-0.75	0.65	1.77	0.69	-0.46	-0.75	-1.63	0.75	-1.91
2015	2.31	2.37	1.13	-0.38	0.78	-2.15	1.10	-4.10	-2.44	4.85	1.02	-2.20	1.95

Source: Morningstar®

Definitions

Total return:	Total return accounts for two categories of return: income and capital appreciation. Income includes interest paid by fixed income investments, distributions or dividends. Capital appreciation represents the change in the market price of an asset.
NAV (net asset value):	This is the total value of assets in the portfolio less any liabilities, divided by the number of shares outstanding.
TER (total expense ratio):	This is a measure of the total costs associated with managing and operating an investment fund. These costs consist primarily of management fees and additional expenses such as trustee and custody fees, auditor fees and other operational expenses. The total cost of the fund is divided by the fund's total assets to arrive at a percentage, which represents the TER.
Index:	In the case of financial markets, an index is a theoretical portfolio of assets representing a particular market or a portion of it. Each index has its own calculation methodology and is usually expressed in terms of a change from a base value. Thus, the percentage change is more important than the actual numeric value.
Transaction costs:	Total costs incurred by the investor in buying and selling the underlying assets of a financial product and is expressed as a percentage of the daily NAV calculated on an annualised basis. These costs include brokerage, VAT, and trading costs.
Annualised cost:	Is the cost per year of investing in the assets of a financial product.
Annualised return:	This is the average rate earned by the investment over a year in the period measured.
Tracking error:	A measure of the amount of risk that is being taken in excess of the benchmark.

Disclaimer

For professional investors and advisers only
 Issued by Ashburton (Jersey) Limited. Registered office at IFC1, The Esplanade, St Helier, Jersey JE4 8SJ, Channel Islands. Regulated by the Jersey Financial Services Commission. Ashburton Investments is a registered trading name of Ashburton (Jersey) Limited.
 The Fund is not authorised in the UK and is therefore considered an unregulated collective investment scheme for the purpose of the Financial Services and Markets Act 2000. This document is approved for issue in the UK by Ashburton (UK) Limited, which has its registered office at Austin Friars House, 2-6 Austin Friars, London EC2N 2HD. Ashburton (UK) Limited is authorised and regulated by the Financial Conduct Authority (FRN 185971). If you undertake business with any non-UK authorised firm you will be excluded from the benefit of the rules and regulations made under the UK's Financial Services and Markets Act 2000, including the UK Financial Services Compensation Scheme.
 In South Africa, the Fund is approved for promotion under section 65 of the Collective Investment Schemes Control Act 2002. Collective Investment Schemes (CIS) are generally medium to long-term investments. A schedule of fees, charges and maximum commissions is available on request from the manager.
 The composite +3% benchmark is a blend of EUR CPI+3% from launch of the Fund to 31/10/2018 and LIBOR+3% thereon.
 Performance is calculated on a bid price to bid price basis with the income reinvested and the effects of initial charges ignored. The value of investments and the income from them can go down as well as up, is not guaranteed and you may not recover the amount originally invested. Past performance should not be seen as an indication of future performance. Where investments involve exposure to a currency other than that in which the Fund is denominated, changes in rates of exchange may cause the value of the investment to go up or down, consequently investors may receive an amount greater or less than their original investment.

[07/10/2019 13:15:36] Compliance No. [DUJ8ZPGYKE]