

ASHBURTON GLOBAL BALANCED FUND (GBP) - I CLASS

Minimum Disclosure Document as at 31 May 2021

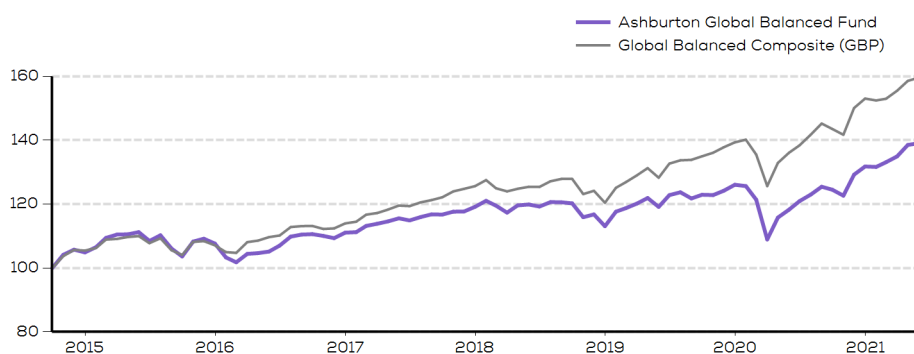
Investor profile

This Fund is designed as a moderate risk strategy for clients who are prepared to accept a moderate degree of risk with their capital.

Investment objectives and strategy

The primary aim is to deliver medium to long-term capital growth through a balanced asset allocation across a diversified range of asset classes, regions and currencies with at least 30% of its assets in a combination of fixed income securities, Money Market Instruments and cash whilst not exceeding 60% of its assets in equity securities.

Performance and statistics



Source: Morningstar®, Ashburton Investments

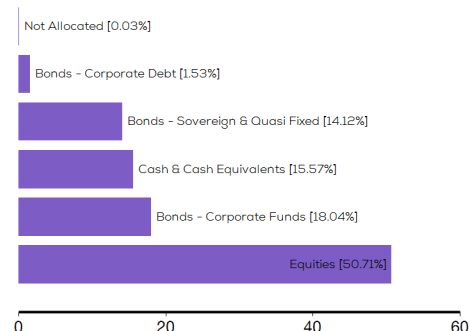
The investment performance is for illustrative purposes only and is calculated on a bid to bid basis and does not take any initial fees into account. Income is reinvested on the ex-dividend date. Actual performance will differ based on the initial fees applicable, the actual investment date and the date of reinvestment of income. Past performance is not necessarily an indication of future performance.

Growth (%)	Fund	Benchmark	Fund statistics	Fund	Benchmark
YTD	5.52	4.28	Standard deviation	7.92	6.89
1 Mth	0.39	0.64	Sortino	-0.19	0.20
3 Mths	4.46	4.31	Sharpe ratio	-0.15	0.14
6 Mths	7.62	6.34	Max drawdown	-13.59	-10.36
1 Yr	17.61	17.29	Highest 12 mth	23.88	23.76
3 Yr	5.07	8.36	Lowest 12 mth	-9.36	-4.15
5 Yr	5.75	7.79			
Since inception	5.10	7.31			

Source: Morningstar®, Ashburton Investments

Returns include the re-investment of distributions and are net of fees
Returns over 12 months have been annualised
Fund statistics are calculated since the inception of the fund

Asset allocation %



Source: Ashburton Investments

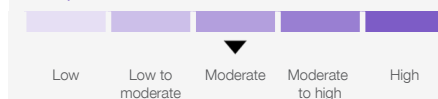
Largest holdings %

Fidelity Funds - American Diversified Fund	14.59
CME S&P 500 EMINI	10.41
iShares Global Corp Bond UCITS ETF	10.02
UK TREASURY BILL GBP BILLS 08/21 0.00000	9.89
Fidelity Sustainable Global Corporate Bond	8.02
Fidelity Funds - European Growth Fund	7.51
Fidelity Institutional Liquidity Fund PLC - The Sterling	6.71
CBOT 10 YEAR NOTE	6.27
XTRACKERS S+P 500 SWAP UCITS E X S+P500	5.25
LONG GILT FUTURE SEP21 IFL 20210928	3.83



Key facts

Risk profile



General information

Fund classification	Multi Asset
Launch date	1 October 2014
Fund size	£69.69 million
Net asset value (NAV)	£13.9084
Dividend policy	Accumulation
Minimum investment	The GBP equivalent of USD 100,000
Benchmark	Global Balanced Composite (GBP)
Domicile	Luxembourg
Dealing	Daily
Reporting currency	GBP
Ticker	AIGLBAI LX
Sedol	BQWJ8X5
ISIN	LU1109954401
Management company	MDO Management Company S.A.
Investment manager	Ashburton (Jersey) Limited
Fund manager(s)	The Multi-Asset Team
Reporting fund	Yes
Administrator	State Street Bank Luxembourg S.C.A.
ISA eligible	Yes
FCA recognised	Yes
Umbrella Fund	Ashburton Investments – SICAV

Fee structure (%)

Annual management fee	0.75%
Total expense ratio (TER)	1.21%
Transaction charges (TC)	0.07%
Total investment charges (TIC)	1.28%

Contact us

Please speak to your financial advisor or contact us for more information:

Client service: +44 (0)1534 512000

Email: enquiries@ashburton.com

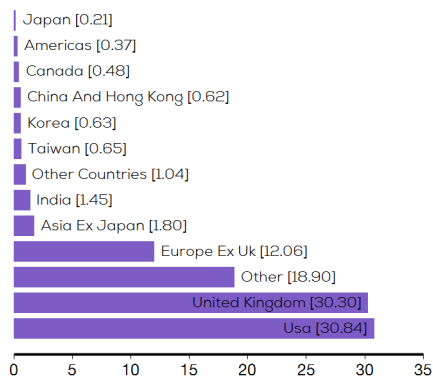
Website: <http://www.ashburtoninvestments.com>

ASHBURTON GLOBAL BALANCED FUND (GBP) - I CLASS

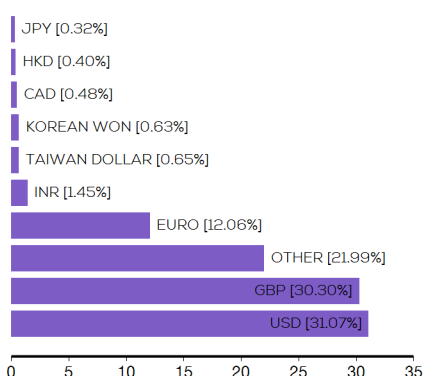


Minimum Disclosure Document as at 31 May 2021

Geographical weightings %



Currency weightings %



Source: Ashburton Investments

Monthly performance history %

Year	Jan	Feb	Mar	Apr	May	Jun	Jul	Aug	Sep	Oct	Nov	Dec	YTD
2021	-0.11	1.13	1.36	2.65	0.39								5.52
2020	-0.33	-3.37	-10.28	6.30	2.11	2.28	1.67	2.02	-0.75	-1.49	5.36	1.98	4.54
2019	4.04	0.94	1.21	1.44	-2.27	3.09	0.73	-1.57	0.95	-0.08	1.11	1.50	11.48
2018	1.57	-1.26	-1.82	1.95	0.22	-0.52	1.16	-0.05	-0.28	-3.61	0.76	-3.17	-5.11
2017	0.14	1.75	0.60	0.65	0.85	-0.57	0.92	0.73	-0.06	0.78	0.04	1.25	7.29

Source: Morningstar®

Definitions

Total return:	Total return accounts for two categories of return: income and capital appreciation. Income includes interest paid by fixed income investments, distributions or dividends. Capital appreciation represents the change in the market price of an asset.
NAV (net asset value):	This is the total value of assets in the portfolio less any liabilities, divided by the number of shares outstanding.
TER (total expense ratio):	This is a measure of the total costs associated with managing and operating an investment fund. These costs consist primarily of management fees and additional expenses such as trustee and custody fees, auditor fees and other operational expenses. The total cost of the fund is divided by the fund's total assets to arrive at a percentage, which represents the TER.
Index:	In the case of financial markets, an index is a theoretical portfolio of assets representing a particular market or a portion of it. Each index has its own calculation methodology and is usually expressed in terms of a change from a base value. Thus, the percentage change is more important than the actual numeric value.
Transaction costs:	Total costs incurred by the investor in buying and selling the underlying assets of a financial product and is expressed as a percentage of the daily NAV calculated on an annualised basis. These costs include brokerage, VAT, and trading costs.
Annualised cost:	Is the cost per year of investing in the assets of a financial product.
Annualised return:	This is the average rate earned by the investment over a year in the period measured.
Tracking error:	A measure of the amount of risk that is being taken in excess of the benchmark.

Disclaimer

Issued by Ashburton (Jersey) Limited which has its registered office at IFC1, The Esplanade, St Helier, Jersey JE4 8SJ, Channel Islands and is regulated by the Jersey Financial Services Commission. Ashburton Investments is a registered trading name of Ashburton (Jersey) Limited. The value of investments and the income from them can go down as well as up, is not guaranteed, and you may not recover the amount of your original investment. Past performance is not necessarily a guide to future performance. Where an investment involves exposure to a currency other than that in which it is denominated, changes in rates of exchange may cause the value of the investment to go up or down. This document does not constitute an offer or solicitation to any person in any jurisdiction in which Ashburton Investments is not authorised or permitted to communicate with potential investors, or to anyone who would be an unlawful recipient. The original recipient is solely responsible for any actions in further distribution of this document and should be satisfied in doing so that there is no breach of local legislation or regulations. For more information on the products or services detailed herein, please refer to the most up to date relevant Prospectus, Key Investor Information Document and Financial Report and Statements which are available free of charge at www.ashburtoninvestments.com

[11/06/2021 09:08:17] Compliance No. [AIFJ7LREO9]