

# ASHBURTON GLOBAL LEADERS EQUITY FUND (USD) - I CLASS

Minimum disclosure document (fund fact sheet) as at 28 February 2019

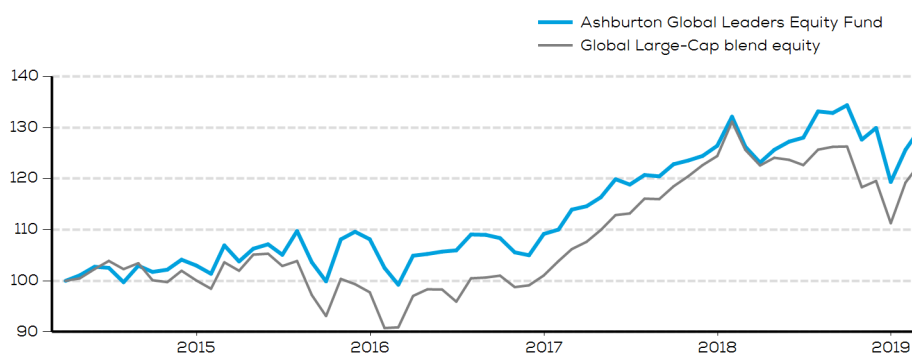
## Investor profile

This Fund is designed for investors wishing to participate in capital markets and may be most appropriate for investors with a long-term investment horizon, as losses may occur due to high market fluctuations.

## Investment objectives and strategy

The Global Leaders Equity Fund aims to achieve long-term capital growth over the economic cycle by investing in Transferable Securities issued by leading companies listed globally. While the Fund's investments will be denominated in a range of currencies, the Fund will be seeking to maximise total returns on a US dollar basis. The Fund will invest in a focused portfolio of no more than 25 stocks. Please refer to the Prospectus for the full investment strategy.

## Performance and statistics



Source: Morningstar®, Ashburton Investments

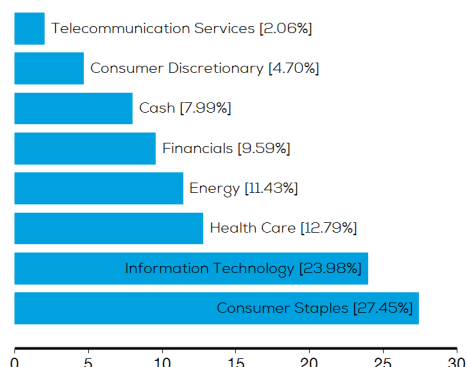
The investment performance is for illustrative purposes only and is calculated on a bid to bid basis. It does not take into account initial fees, but is presented net of all other fees, including annual management charge and performance fee accrual of the D class. Income is reinvested on the ex-dividend date. Actual performance will differ based on the initial fees applicable, the actual investment date and the date of reinvestment of income. Past performance is not necessarily an indication of future performance.

Growth (%)	Fund	Benchmark	Fund statistics	Fund	Benchmark
YTD	8.42	10.25	Standard deviation	10.56	10.98
1 Mth	2.98	2.89	Sortino	-0.16	-0.29
3 Mths	-0.40	2.62	Sharpe ratio	-0.12	-0.22
6 Mths	-2.60	-2.81	Max drawdown	-11.18	-15.16
1 Yr	2.49	-2.35			
3 Yr	9.25	10.51			
Since inception	5.41	4.26			

Source: Morningstar®, Ashburton Investments

Returns include the re-investment of distributions and are net of fees  
Returns over 12 months have been annualised  
Fund statistics are calculated since the inception of the fund

## Sector weightings %



Source: Ashburton Investments

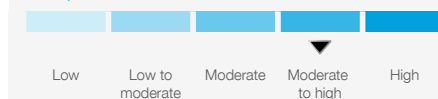
## Largest holdings %

Company	Weighting (%)
Alphabet Inc	7.45
Royal Dutch Shell PLC	6.64
Visa Inc	6.44
Microsoft Corp	6.17
Philip Morris International Inc	5.48
Prudential PLC	5.08
Merck & Co Inc	4.99
Nestle SA	4.98
Diageo PLC	4.89
Novartis AG	4.83



## Key facts

### Risk profile



### General information

Fund classification	Equity
Launch date	9 April 2014
Fund size	\$122.09 million
Net asset value (NAV)	\$12.9393
Dividend policy	Accumulation
Minimum investment	\$100,000 or currency equivalent
Benchmark	Global Large-Cap blend equity
Domicile	Luxembourg
Dealing	Daily
Reporting currency	USD
Pricing	Daily
Ticker	AISGLIA LX
Sedol	B8DT463
ISIN	LU0923646748
Management company	MDO Management Company S.A.
Investment manager	Ashburton (Jersey) Limited
Fund manager(s)	Nick Lee and Veronika Pechlaner
Reporting fund	Yes
Administrator	State Street Bank Luxembourg S.C.A.
ISA eligible	Yes
FCA recognised	Yes
Umbrella Fund	Ashburton Investments - SICAV

### Fee structure (%)

Initial fee	5.26%
Annual management fee	0.75%
Transaction charges (TC)	0.02%
Total expense ratio (TER)	1.06%
Total investment charges (TIC)	1.08%

### Contact us

Please speak to your financial advisor or contact us for more information:

Client service: +44 (0)1534 512000

Email: [enquiries@ashburton.com](mailto:enquiries@ashburton.com)

Website: <http://www.ashburtoninvestments.com>

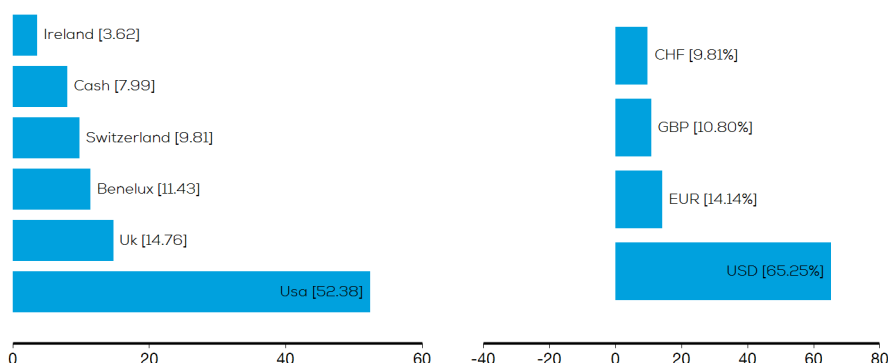
# ASHBURTON GLOBAL LEADERS EQUITY FUND (USD) - I CLASS



Minimum disclosure document (fund fact sheet) as at 28 February 2019

## Geographical weightings %

## Currency weightings %



Source: Ashburton Investments

## Monthly performance history %

Year	Jan	Feb	Mar	Apr	May	Jun	Jul	Aug	Sep	Oct	Nov	Dec	YTD
2019	5.29	2.98											8.42
2018	4.50	-4.44	-2.46	2.03	1.27	0.61	4.01	-0.23	1.14	-5.02	1.79	-8.13	-5.61
2017	0.79	3.55	0.57	1.53	3.04	-0.88	1.58	-0.22	1.97	0.59	0.72	1.61	15.81
2016	-5.18	-3.21	5.73	0.32	0.44	0.24	2.93	-0.07	-0.58	-2.57	-0.54	3.97	0.96
2015	-1.57	5.48	-2.94	2.41	0.81	-1.92	4.43	-5.57	-3.60	8.22	1.38	-1.34	4.99

Source: Morningstar®

## Definitions

Total return:	Total return accounts for two categories of return: income and capital appreciation. Income includes interest paid by fixed income investments, distributions or dividends. Capital appreciation represents the change in the market price of an asset.
NAV (net asset value):	This is the total value of assets in the portfolio less any liabilities, divided by the number of shares outstanding.
TER (total expense ratio):	This is a measure of the total costs associated with managing and operating an investment fund. These costs consist primarily of management fees and additional expenses such as trustee and custody fees, auditor fees and other operational expenses. The total cost of the fund is divided by the fund's total assets to arrive at a percentage, which represents the TER.
Index:	In the case of financial markets, an index is a theoretical portfolio of assets representing a particular market or a portion of it. Each index has its own calculation methodology and is usually expressed in terms of a change from a base value. Thus, the percentage change is more important than the actual numeric value.
Transaction costs:	Total costs incurred by the investor in buying and selling the underlying assets of a financial product and is expressed as a percentage of the daily NAV calculated on an annualised basis. These costs include brokerage, VAT, and trading costs.
Annualised cost:	Is the cost per year of investing in the assets of a financial product.
Annualised return:	This is the average rate earned by the investment over a year in the period measured.
Tracking error:	A measure of the amount of risk that is being taken in excess of the benchmark.

## Disclaimer

For professional investors and advisers only.

Issued by Ashburton (Jersey) Limited. Registered office at 17 Hilary Street, St Helier, Jersey JE4 8SJ, Channel Islands. Regulated by the Jersey Financial Services Commission. Ashburton Investments is a registered trading name of Ashburton (Jersey) Limited.

The Fund is authorised in Luxembourg and regulated by the Commission de Surveillance du Secteur Financier ("CSSF"). MDO Management Company SA is authorised in Luxembourg and regulated by the CSSF.

TERs are based on the 31/12/2018 calculations. A higher TER does not necessarily imply a poor return, nor does a low TER imply a good return. The current TER may not necessarily be an accurate indication of future TER's. Transaction costs shown on this factsheet are as per audited annual financial reports. Transaction costs include identifiable costs only for purchase and sales transactions such as brokerage charges, commissions, transaction related taxes, custodian transaction fees and other market charges.

The Fund is recognized in the UK by the Financial Conduct Authority under section 264 of the Financial Services and Markets Act 2000. This document is approved for issue in the UK by Ashburton (UK) Limited, which has its registered office at Austin Friars House, 2-6 Austin Friars, London EC2N 2HD. Ashburton (UK) Limited is authorised and regulated by the Financial Conduct Authority (FRN 185971). If you undertake business with any non-UK authorised firm you will be excluded from the benefit of the rules and regulations made under the UK's Financial Services and Markets Act 2000, including the UK Financial Services Compensation Scheme.

In South Africa, the Fund is approved for promotion under section 65 of the Collective Investment Schemes Control Act 2002. Collective Investment Schemes (CIS) are generally medium to long-term investments. A schedule of fees, charges and maximum commissions is available on request from the manager.

Switzerland: For Regulated and Non-Regulated Qualified Investors only. Ashburton Investments SICAV is domiciled in the Grand Duchy of Luxembourg. BNP Paribas Securities Services, Paris, succursale de Zurich, Selnaustrasse 16, CH-8002 Zurich, is Representative and Paying Agent in Switzerland for shares distributed in Switzerland. Neither the Fund nor any shares in the sub-funds, if any, (collectively "shares") have been licensed by the Swiss Financial Market Supervisory Authority ("FINMA") for distribution to non-qualified investors pursuant to Article 120 para. 1 to 3 of the Swiss Federal Act on Collective Investment Schemes of 23 June 2006, as amended ("CISA"). Accordingly, pursuant to Article 120 para. 4 CISA, the shares may only be offered and the Prospectus may only be distributed in or from Switzerland to qualified investors as defined in the CISA and its implementing ordinance. Further, the shares may be sold under the exemptions of Article 3 para. 2 CISA. The Prospectus, Key Investor Information and Articles of Incorporation, as well as annual and semi-annual reports may be obtained from the Representative in Switzerland.

Performance is calculated on a bid price to bid price basis with the income reinvested and the effects of initial charges ignored. The value of investments and the income from them can go down as well as up, is not guaranteed and you may not recover the amount originally invested. Past performance should not be seen as an indication of future performance. Where investments involve exposure to a currency other than that in which the Fund is denominated, changes in rates of exchange may cause the value of the investment to go up or down, consequently investors may receive an amount greater or less than their original investment.

[13/03/2019 12:47:23] Compliance No. [3F82FX0X26]