

Multi Asset Growth Portfolio (USD ETF BIAS)

Portfolio Fact Sheet as at 30 June 2025

Investor profile

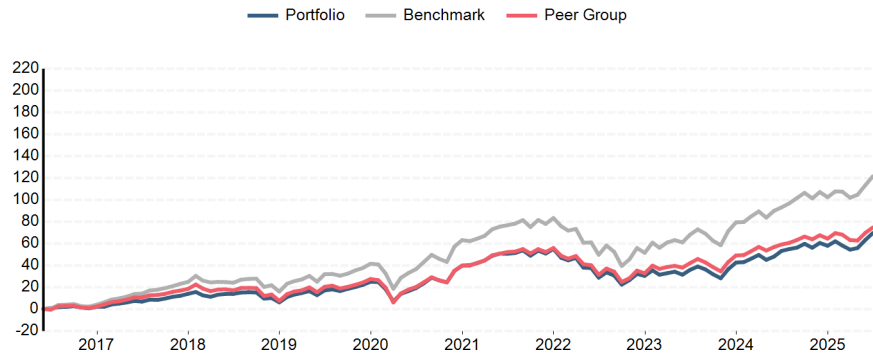
The Portfolio is designed as a moderate to higher risk strategy for clients who are prepared to tolerate larger fluctuations in the value of their assets, in order to achieve a higher longer-term return from a diversified multi asset approach.

Investment objectives and strategy

The Portfolio is designed to maximise total return (capital plus income) for investors over the long term, through a flexible asset allocation across a diversified range of asset classes, regions and currencies with equity exposure ranging from 50% to 85%.

Performance and statistics

Past performance is not necessarily an indication of future performance.



Source: Morningstar ®

Performance calculations are based on the total value of the portfolio on the last business day of the month. This is inclusive of the effect of fees which are levied quarterly in arrears.

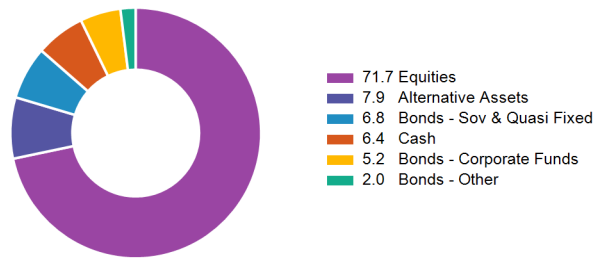
Performance (%)

Period	Portfolio	Benchmark	Peer Group
YTD	7.39	9.45	6.18
1 Mth	3.88	3.83	2.89
1 yrs	10.68	14.74	9.78
3 yrs	31.74	48.04	33.00
5 yrs	42.23	62.22	45.31
Since inception	69.49	121.43	74.57

Volatility

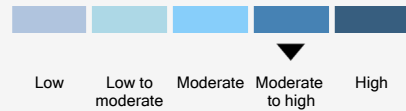
Period	Portfolio	Benchmark	Peer Group
1 yrs	8.73	8.21	7.52
3 yrs	11.02	13.36	10.88
5 yrs	10.91	12.86	10.57

Asset allocation %



Key facts

Risk profile



General information

Manager	Ashburton (Jersey) Limited
Launch date	31 May 2016
Minimum investment	US\$400,000 or currency equivalent
Benchmark	75% Bloomberg Wld LnM CapTR USD 25% Bloomberg Global Aggregate TR USD
Investment manager	Ashburton (Jersey) Limited
Peer Group	EAA Fund USD Aggressive Allocation

Fee structure

To be agreed on application

Contact us

Please speak to your financial advisor or contact us for more information:

Client service: +44 (0)1534 512000

Email: ashburtonjsyclientenquiries@ashburton.com

Website: ashburtoninvestments.com

Top 5 equity holdings %

iShares Core S&P 500 UCITS ETF	ETFs	21.19
iShares Nasdaq 100 USD Acc	ETFs	16.43
iShares Core MSCI Japan	ETFs	6.72
iShares S&P 500 Utilities	Utilities	5.25
iShares Core FTSE 100 Acc	ETFs	4.92

Top bond holdings %

iShares USD Short Duration	5.24
iShares Core Global Agg Bond	4.14
iShares USD Floating USD Dis	1.96
iShares USD TRSRY 1-3Y D	1.70
iShares Global Gov Bond-Acc	0.99

Multi Asset Growth Portfolio (USD ETF BIAS)

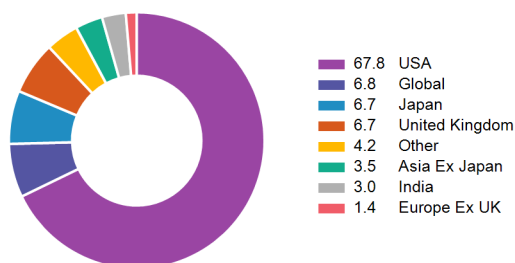
Portfolio Fact Sheet as at 30 June 2025

Monthly performance history %

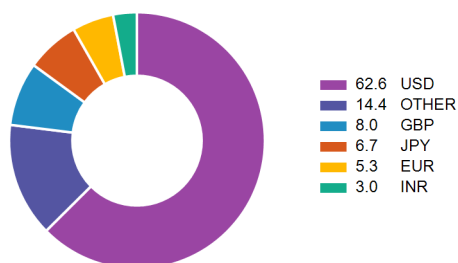
Year	Jan	Feb	Mar	Apr	May	Jun	Jul	Aug	Sep	Oct	Nov	Dec	YTD
2025	2.60	-2.40	-2.38	0.98	4.72	3.88							7.39
2024	0.28	2.14	2.40	-2.99	2.06	3.49	1.11	0.85	2.23	-2.26	2.81	-1.62	10.76
2023	3.84	-2.95	1.11	1.00	-2.06	3.37	2.26	-1.93	-3.23	-2.79	6.51	4.43	9.35
2022	-5.26	-1.54	1.51	-6.08	-0.27	-6.39	3.79	-2.19	-6.36	3.38	4.42	-1.30	-15.90
2021	0.24	1.30	1.78	2.95	1.38	-0.12	0.47	1.61	-3.23	3.13	-1.74	2.81	10.90
2020	-0.25	-5.20	-9.54	6.52	2.29	2.35	3.65	4.17	-1.98	-1.37	8.35	3.67	11.85
2019	4.63	1.92	1.35	1.52	-3.18	3.85	0.77	-1.28	1.69	1.47	1.65	2.33	17.80
2018	1.50	-2.66	-1.18	1.72	0.61	0.04	1.08	0.20	-0.10	-4.94	0.51	-3.61	-6.85
2017	0.11	1.95	0.77	1.01	1.29	-0.55	1.68	-0.25	1.17	1.47	0.83	1.59	11.61
2016					0.00	0.59	1.13	0.17	0.59	-1.09	-0.79	1.41	1.99

Performance calculations are based on the total value of the portfolio on the last business day of the month. This is inclusive of the effect of fees which are levied quarterly in arrears.

Geographical weightings %



Currency weightings %



Disclaimer

Issued by Ashburton (Jersey) Limited which has its registered office at Floor One, Liberation Station, Esplanade, St Helier, JE4 8SJ, Channel Islands and is regulated by the Jersey Financial Services Commission. Ashburton Investments is a registered trading name of Ashburton (Jersey) Limited.

The value of investments and the income from them may go down as well as up and is not guaranteed. Past performance is not necessarily a guide to the future performance. Where an investment involves exposure to a currency other than that in which it is denominated, changes in rates of exchange may cause the value of the investment to go up or down.

The manager does not provide any guarantee either with respect to the capital or the return of a portfolio. The manager has a right to close the portfolio to new investors in order to manage the portfolio more efficiently in accordance with its mandate. This document does not constitute an offer or solicitation to any person in any jurisdiction in which Ashburton Investments is not authorised or permitted to communicate with potential investors, or to anyone who would be an unlawful recipient. The original recipient is solely responsible for any actions in further distribution of this document and should be satisfied in doing so that there is no breach of local legislation or regulations. This is a marketing communication.

Additional information about this product, including brochures and application forms can be obtained from the Manager, free of charge, and from the website: www.ashburtoninvestments.com.

The use of FTSE indices as benchmarks was discontinued as of 1st July 2024.