

MULTI ASSET GROWTH PORTFOLIO (GBP ETF BIAS)

Portfolio Fact Sheet as at 28 February 2023

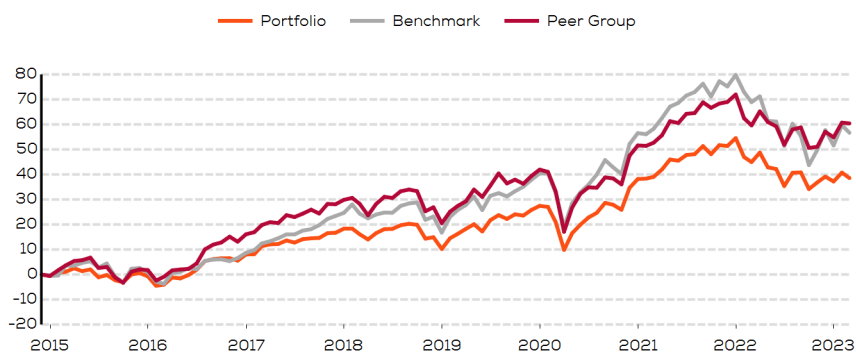
Investor profile

The Portfolio is designed as a moderate to higher risk strategy for clients who are prepared to tolerate larger fluctuations in the value of their assets, in order to achieve a higher longer-term return from a diversified multi asset approach.

Investment objectives and strategy

The Portfolio is designed to maximise total return (capital plus income) for investors over the long term, through a flexible asset allocation across a diversified range of asset classes, regions and currencies with equity exposure ranging from 50% to 85%.

Performance and statistics



Source: Morningstar

Performance calculations are based on the total value of the portfolio on the last business day of the month. This is inclusive of the effect of fees which are levied quarterly in arrears.

Growth (%)	Portfolio	Benchmark	Peer Group
YTD	1.01	3.34	3.60
1 Mth	-1.54	-1.90	-0.19
1 yr	-4.40	-7.25	0.51
3 yr	14.60	18.19	20.47
5 yr	19.36	26.01	25.08
Since inception	38.58	56.68	60.41

Key facts

Risk profile



General information

Manager(s)	Ashburton Jersey Limited
Launch date	22 December 2014
Minimum investment	US\$400,000 or currency equivalent
Benchmark	75% FTSE All-World 100% Hedged to GBP Total Return Index 25% FTSE WorldBIG Index Curr-Hedged GBP
Investment manager	Ashburton (Jersey) Limited
Peer Group	EAA Fund GBP Adventurous Allocation

Fee structure

To be agreed on application

Contact us

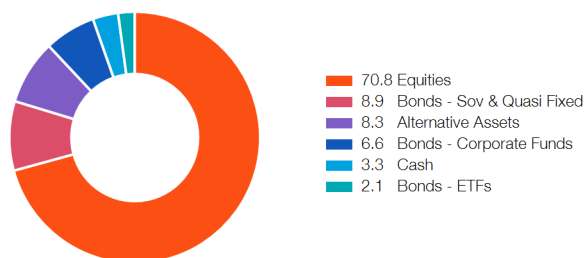
Please speak to your financial advisor or contact us for more information:

Client service: +44 (0)1534 512000

Email: Visit our website 'Contact us' page to get in touch.

Website: ashburtoninvestments.com

Asset allocation %



Top 5 equity holdings %

iShares Core S&P 500 UCITS ETF	ETFs	17.04
SPDR Global Div Aristocrats	ETFs	10.67
iShares Dow Jones Industrial Avrg	ETFs	9.41
iShares Core FTSE 100 Acc	ETFs	4.33
iShares Core EM IMI Acc	ETFs	3.95

Top bond holdings %

iShares USD Short Duration	6.60
iShares Core Global Agg Bond	4.88
iShares Global Gov Bnd-Acc	4.03
iShares China CNY Bond USD	2.13

MULTI ASSET GROWTH PORTFOLIO (GBP ETF BIAS)

Portfolio Fact Sheet as at 28 February 2023

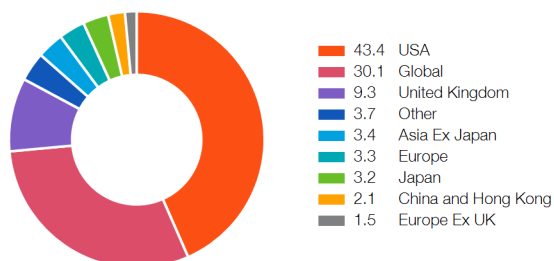


Monthly performance history %

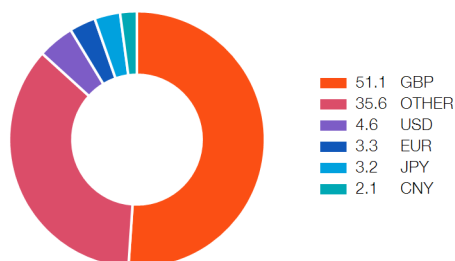
Year	Jan	Feb	Mar	Apr	May	Jun	Jul	Aug	Sep	Oct	Nov	Dec	YTD
2023	2.59	-1.54											1.01
2022	-4.89	-1.37	2.60	-3.94	-0.48	-4.79	3.93	0.09	-4.72	1.97	1.72	-1.41	-11.22
2021	0.12	0.51	2.11	2.81	-0.32	1.56	0.24	2.17	-2.14	2.46	-0.24	2.09	11.83
2020	-0.32	-4.81	-9.16	6.06	2.94	2.39	1.52	3.20	-0.59	-1.56	6.93	2.65	8.43
2019	3.89	1.50	1.74	1.57	-2.39	3.83	1.67	-1.23	1.51	-0.40	1.79	1.31	15.61
2018	0.05	-1.92	-1.80	2.21	1.38	0.09	1.24	0.47	-0.33	-4.61	0.48	-4.07	-6.84
2017	0.10	2.99	0.63	0.11	1.25	-0.72	1.20	0.31	0.12	1.67	0.13	1.40	9.53
2016	-3.82	0.48	2.99	-0.36	1.36	2.12	3.39	0.74	0.31	0.03	-0.92	2.35	8.81
2015	1.29	0.51	1.35	-1.09	0.66	-3.08	0.91	-2.08	-0.78	3.15	0.62	-1.34	-0.04
2014											0.00	-0.67	-0.67

Performance calculations are based on the total value of the portfolio on the last business day of the month. This is inclusive of the effect of fees which are levied quarterly in arrears.

Geographical weightings %



Currency weightings %



Disclaimer

Issued by Ashburton (Jersey) Limited which has its registered office at IFC1, The Esplanade, St Helier, Jersey JE4 8SJ, Channel Islands and is regulated by the Jersey Financial Services Commission. Ashburton Investments is a registered trading name of Ashburton (Jersey) Limited.

The value of investments and the income from them can go down as well as up, is not guaranteed, and you may not recover the amount of your original investment. Past performance is not necessarily a guide to future performance. Where an investment involves exposure to a currency other than that in which it is denominated, changes in rates of exchange may cause the value of the investment to go up or down.

This document does not constitute an offer or solicitation to any person in any jurisdiction in which Ashburton Investments is not authorised or permitted to communicate with potential investors, or to anyone who would be an unlawful recipient. The original recipient is solely responsible for any actions in further distribution of this document and should be satisfied in doing so that there is no breach of local legislation or regulations.

For more information on the products or services detailed herein, please refer to the most up to date relevant Prospectus, Key Investor Information Document and Financial Report and Statements which are available free of charge on the Ashburton Investments website.