

# Multi Asset Cautious Portfolio (GBP ETF BIAS)

## Portfolio Fact Sheet as at 31 July 2025

### Investor profile

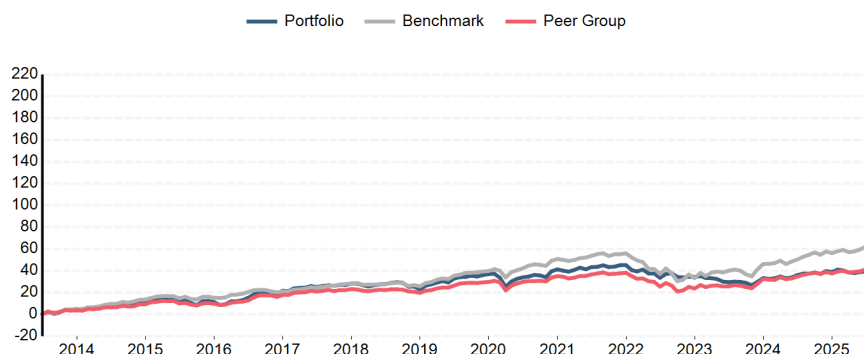
The Portfolio is designed as a cautious risk strategy for clients who are prepared to accept a low to moderate degree of risk with their capital.

### Investment objectives and strategy

The primary aim is to provide investors with some growth in capital plus an income over the medium term, with below average volatility through a diversified range of asset classes with equity exposure ranging from 20% to 50%.

### Performance and statistics

Past performance is not necessarily an indication of future performance.



Source: Morningstar ®

Performance calculations are based on the total value of the portfolio on the last business day of the month. This is inclusive of the effect of fees which are levied quarterly in arrears.

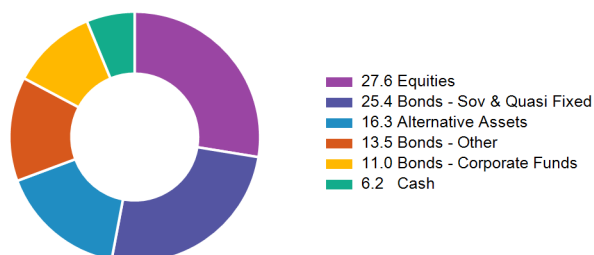
### Performance (%)

Period	Portfolio	Benchmark	Peer Group
YTD	3.94	4.45	3.72
1 Mth	3.60	0.50	0.85
1 yrs	5.11	6.74	4.70
3 yrs	5.33	14.79	10.81
5 yrs	7.15	12.76	9.28
Since inception	44.11	62.93	42.38

### Volatility

Period	Portfolio	Benchmark	Peer Group
1 yrs	4.59	3.94	3.10
3 yrs	4.66	7.31	5.42
5 yrs	5.00	6.76	5.09

### Asset allocation %



### Top 5 equity holdings %

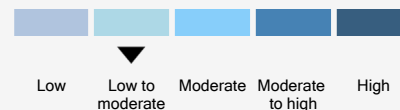
iShares Core S&P 500 UCITS ETF	ETFs	7.04
iShares NASDAQ 100 USD Acc	ETFs	6.99
iShares Core MSCI Japan	ETFs	2.89
iShares S&P Health Care	Health Care	2.37
iShares Core FTSE 100 Acc	ETFs	2.29

### Top bond holdings %

iShares USD Floating USD Dis	13.46
iShares Global Gov Bond-Acc	11.86
iShares USD Short Duration	10.99
iShares Core Global Agg Bond	7.58
iShares USD TRSRY 1-3Y D	5.97

### Key facts

#### Risk profile



### General information

Manager	Ashburton (Jersey) Limited
Launch date	30 June 2013
Minimum investment	US\$400,000 or currency equivalent
Benchmark	25% Bloomberg Wrld Lrge & Mid Cp TR Hdgd GBP 75% Bloomberg Global Aggregate TR Hdgd GBP
Investment manager	Ashburton (Jersey) Limited
Peer Group	EAA Fund GBP Cautious Allocation

### Fee structure

To be agreed on application

### Contact us

Please speak to your financial advisor or contact us for more information:

Client service: +44 (0)1534 512000

Email: [ashburtonjsyclientenquiries@ashburton.com](mailto:ashburtonjsyclientenquiries@ashburton.com)

Website: [ashburtoninvestments.com](http://ashburtoninvestments.com)

# Multi Asset Cautious Portfolio (GBP ETF BIAS)

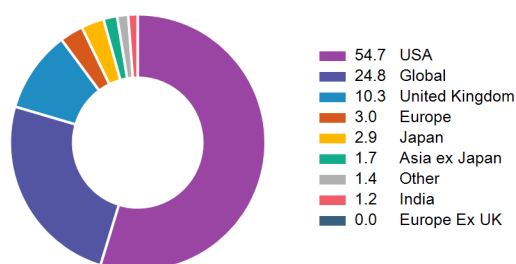
## Portfolio Fact Sheet as at 31 July 2025

### Monthly performance history %

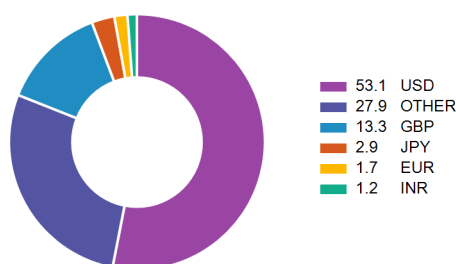
Year	Jan	Feb	Mar	Apr	May	Jun	Jul	Aug	Sep	Oct	Nov	Dec	YTD
2025	1.59	-0.54	-1.30	-0.46	0.77	0.30	3.60						3.94
2024	-0.64	0.42	1.27	-1.23	0.60	1.63	0.92	0.04	0.66	-0.75	1.81	-0.62	4.14
2023	0.65	-1.27	-0.17	-0.64	-1.77	-0.42	0.45	-0.20	-0.68	-1.70	2.41	2.77	-0.69
2022	-3.17	-0.85	1.22	-2.50	-0.12	-2.81	2.61	0.51	-2.49	-0.33	0.46	-0.16	-7.53
2021	-0.86	-0.63	1.13	1.45	-1.02	1.42	0.15	1.01	-1.09	0.21	0.98	0.02	2.77
2020	0.22	-2.70	-6.28	3.94	1.94	0.98	0.58	1.10	-0.34	-1.24	4.12	1.24	3.15
2019	2.95	0.86	1.28	1.01	-0.88	2.71	1.07	0.07	0.84	-0.55	0.99	0.70	11.55
2018	0.09	-1.19	-1.00	0.88	0.70	0.21	0.78	0.53	-0.45	-2.75	0.14	-2.18	-4.22
2017	-0.25	2.04	0.33	0.26	1.08	-0.67	0.79	0.45	-0.34	0.73	-0.09	0.96	5.37
2016	-2.49	0.71	2.44	0.10	0.88	1.93	2.78	1.10	0.10	-0.23	-0.33	2.14	9.38
2015	1.45	1.44	1.06	-0.29	0.67	-2.78	0.89	-2.79	-1.81	3.29	0.36	-0.96	0.35
2014	-0.92	2.17	0.08	0.15	1.55	0.35	-0.95	1.80	-1.11	1.05	1.79	-0.24	5.79
2013						0.00	2.23	-1.92	1.29	2.35	-0.07	0.69	4.60

Performance calculations are based on the total value of the portfolio on the last business day of the month. This is inclusive of the effect of fees which are levied quarterly in arrears.

### Geographical weightings %



### Currency weightings %



### Disclaimer

Issued by Ashburton (Jersey) Limited which has its registered office at Floor One, Liberation Station, Esplanade, St Helier, JE4 8SJ, Channel Islands and is regulated by the Jersey Financial Services Commission. Ashburton Investments is a registered trading name of Ashburton (Jersey) Limited.

The value of investments and the income from them may go down as well as up and is not guaranteed. Past performance is not necessarily a guide to the future performance. Where an investment involves exposure to a currency other than that in which it is denominated, changes in rates of exchange may cause the value of the investment to go up or down.

The manager does not provide any guarantee either with respect to the capital or the return of a portfolio. The manager has a right to close the portfolio to new investors in order to manage the portfolio more efficiently in accordance with its mandate. This document does not constitute an offer or solicitation to any person in any jurisdiction in which Ashburton Investments is not authorised or permitted to communicate with potential investors, or to anyone who would be an unlawful recipient. The original recipient is solely responsible for any actions in further distribution of this document and should be satisfied in doing so that there is no breach of local legislation or regulations. This is a marketing communication.

Additional information about this product, including brochures and application forms can be obtained from the Manager, free of charge, and from the website: [www.ashburtoninvestments.com](http://www.ashburtoninvestments.com).

**The use of FTSE indices as benchmarks was discontinued as of 1st July 2024.**