

Ashburton International Portal registration guide for Individual Investors

Please be aware that you will notice that the portal address (url) will change as you move through the process below and will reference both 'JTC' and 'Microsoft' in the address, this is because the Ashburton Investments portal service is hosted by JTC Fund Solutions (Jersey) Limited (JTC) who use Microsoft software for enhanced portal (Multi-factor authentication) access authentication.

Please also note that any queries / contact us options will be directed and responded to by JTC, as the appointed Administrator / Transfer Agent to the Ashburton Funds and host of the Portal.

Instructions on logging onto the new portal:

***Please note that as a fraud prevention measure, we no longer support the use of Hyperlinks. Please type the website addresses as provided below into your internet browser search bar.**

Please note: If you click on the website addresses shown below, they will not launch the websites.

www.ashburtoninvestments.com/register



After you have logged in and updated your password, you will receive a verification code by Text/SMS for verification from 'Microsoft, SmsVerify, msverify'.

Then visit the portal website again, using the web address below and this time enter the verification code received and click 'Verify Code'. Your portal username stays the same – this is your email address.

<https://secure.ashburtoninvestments.com>

***It is necessary to complete this security verification via text message/phone call each time you login.**

Changing your password

Please update your password.

Please change your password to one of your choice, below are tips on setting your password:

Password complexity recommendations for optimal security are:

- a. Password should be changed at least every 180 days
- b. Must be between 8 and 128 characters long
- c. Must use at least 3 of the following characters: (a) uppercase letters, (b) lowercase letters, (c) numbers, and/or (d) special characters
- d. Should be unique
- e. Password cannot be re-used

Instructions if you forget your password

Step 1: Should you forget your password, visit the website below and select 'Can't access your account'

<https://secure.ashburtoninvestments.com>



Step 2: Enter your email address as your 'Username' and enter the characters in the image or audio on screen.



Get back into your account

Who are you?

To recover your account, begin by entering your user ID and the characters in the picture or audio below.

User ID:



Enter the characters in the picture or the words in the audio.

Next

Cancel

Step 3:



Get back into your account

verification step 1 > choose a new password

Please choose the contact method we should use for verification:

<input checked="" type="radio"/> Email my alternate email	You will receive an email containing a verification code at your alternate email address <input type="button" value="Email"/>
---	--

[Cancel](#)

Obtain the verification code sent to your email.

Step 4: Type the verification code received into the portal and select 'Next'



Get back into your account

verification step 1 > choose a new password

Please choose the contact method we should use for verification:

Email my alternate email

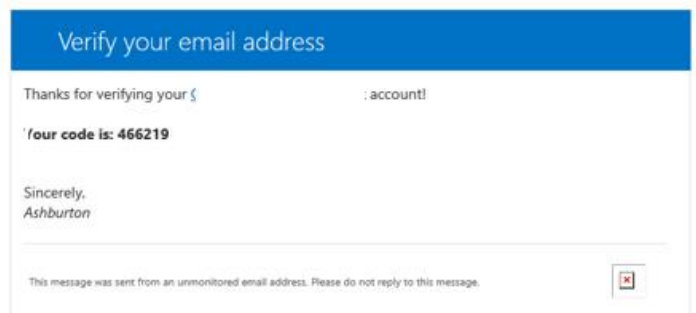
We've sent an email message containing a verification code to your inbox.

Enter your verification code

Next

[Cancel](#)

Step 5: These screen shots below will confirm completion.



Get back into your account

✔ Your password has been reset

To sign in with your new password, [click here](#).

Ongoing portal support

Should you wish to contact us about the portal, please complete the form that can be found on the Contact Details page on the website.

Guide to using the International Investor portal

The Ashburton Investments International portal enables Investors to review holdings, transactions, generate valuation and transaction statements for any date or date range, export data to excel, view and download documents and to contact the Ashburton Investment client service teams.

1. Holdings
 - a. Your details
 - b. Total and per holding reporting value
 - c. Single holding valuation statement
 - d. Consolidated valuation statement
 - e. Show 10/20/50 items on screen
 - f. Export to excel
2. Transactions
 - a. View transactions
 - b. View transaction detail
 - c. Show 10/20/50 items on screen
 - d. Export to excel
3. Reports
 - a. Transaction report
 - b. Fund price report
4. Documents
 - a. Contract Notes, Distribution Vouchers and Valuation Statements
 - b. Filters
 - c. Views
 - d. Document Library
5. Quick Access
 - a. Return to Home page
 - b. Fund Documents, Terms and Conditions and Privacy Notice



1. HOLDINGS







The main page after log in will display your holdings.



Holdings

The holdings grid provides a list of your holdings displayed per investment.

On this page, you will be able to view your open holdings, total and per holding values and generate statements on demand.

Portfolio Name	Individual 5	Primary Entity	Individual 5
Designation		Manager	Puritas
Registered Address	The Office 5, Road 5, St Peterport 5, GU2 GG5, Guernsey	Total Reporting Value	1,820,336.28
			GBF  

Fund Name	Balance	NAV Date	Price	Fund Value	FX Rate	Reporting Value
Puritas Simple Fund - Distribution GBP124262638	240,167.0041	29-May-2020	1.2145	291,682.83	GBP 1.0000	291,682.83 GBP 
Puritas Simple Fund - Multi Series Lead GBP124262675	63,333.3333	30-Oct-2020	1.5251	96,589.67	GBP 1.0000	96,589.67 GBP 
Puritas Simple Fund - Multi Series May-19 GBP124262675	63,174.1257	30-Oct-2020	1.5251	96,346.86	GBP 1.0000	96,346.86 GBP 
Puritas Simple Fund - Multi Series Nov-18 GBP124262675	63,000.0000	30-Oct-2020	1.5360	96,768.00	GBP 1.0000	96,768.00 GBP 
Puritas Simple Fund - Single Priced GBP473929227	262,402.1304	29-May-2020	2.7833	730,343.85	GBP 1.0000	730,343.85 GBP 
Puritas Simple Fund - Swing Priced GBP124262656	192,383.8052	29-May-2020	2.6437	508,605.07	GBP 1.0000	508,605.07 GBP 

Show 10 items  

a. Your details

Your details are displayed above the Holdings grid including your Portfolio (account) name and number.

b. Total and per holding reporting value:


The total reporting value of your holdings **as at the close of business of the last business day** is displayed on the screen. The reporting value per holding is displayed within the Holdings grid.

Total Reporting Value 1,820,336.28 GBF 

Use the currency selector to change the reporting value currency displayed. The page will refresh when the currency selector is changed and the total and per holding reporting value displayed will update to reflect the currency you have selected.

c. Single holding valuation statement:

Valuation statements per holding can be generated for any date.

Fund Name	Balance	NAV Date	Price	Fund Value	FX Rate	Reporting Value
Puritas Simple Fund - Distribution GBP124262638	240,167.0041	29-May-2020	1.2145	291,682.83 GBP	1.0000	291,682.83 GBP 

To generate a pdf valuation statement for any date in GBP, USD, EUR or ZAR:

Select the relevant Currency


Total Reporting Value 1,820,336.28 GBF ▾

Select the download icon to the right of the holding reporting value found on the page grid.



Select the date

Download Valuation Report

As at Date 

Aug 2020

Su	Mo	Tu	We	Th	Fr	Sa
26	27	28	29	30	31	1
2	3	4	5	6	7	8
9	10	11	12	13	14	15
16	17	18	19	20	21	22
23	24	25	26	27	28	29
30	31	1	2	3	4	5

Today Done

The statement will be available to view, save or print in another window

Valuation statement

Statement date August 16, 2020
 Portfolio number P200069 / 51188
 Portfolio name Individual 5
 Account holder(s) Individual 5
 Valuation currency EUR


Fund name	Nav date	Number of shares	Price	Current value
-----------	----------	------------------	-------	---------------

d. Consolidated valuation statement

Consolidated valuation statements per account can be generated for any date.

To generate a pdf valuation statement for all holdings for your Portfolio (account) Number, for any date, in GBP, USD, EUR or ZAR:

Select the relevant Currency


Total Reporting Value 1,820,336.28 GBF 

Select the download icon to the right of the Total reporting value



Select the date

Download Valuation Report

As at Date 16-Aug-2020 

Su	Mo	Tu	We	Th	Fr	Sa
26	27	28	29	30	31	1
2	3	4	5	6	7	8
9	10	11	12	13	14	15
16	17	18	19	20	21	22
23	24	25	26	27	28	29
30	31	1	2	3	4	5
Today			Done			

The statement will be available to view, save or print in another window

e. Show 10/20/50 items on a page:

Show 10 items 

You can expand or contract the on-screen list to a minimum 10 items and a maximum of 50 holdings displayed at a time. Scroll buttons are available to scroll pages right and left, where applicable.

« prev **1** 2 3 4 5 6 7 next »

f. Export to excel:

Select this icon below.

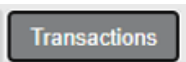


Click on the export to excel icon at the bottom of the grid to export the full holdings list to excel.

	A	B	C	D	E	F	G	H	I
1	Fund	Balance	NavDate	Price	FundValue	FundCcy	FxRate	ReportingValue	ReportingCcy
2	Puritas Simple Fund - Distribution GBP124262638	240 167,0041	29-May-2020	1,2145	291 682,83	GBP	1,00	291 682,83	GBP
3	Puritas Simple Fund - Multi Series Lead GBP124262675	63 333,3333	30-Oct-2020	1,5251	96 589,67	GBP	1,00	96 589,67	GBP
4	Puritas Simple Fund - Multi Series May-19 GBP124262675	63 174,1257	30-Oct-2020	1,5251	96 346,86	GBP	1,00	96 346,86	GBP
5	Puritas Simple Fund - Multi Series Nov-18 GBP124262675	63 000,0000	30-Oct-2020	1,5360	96 768,00	GBP	1,00	96 768,00	GBP
6	Puritas Simple Fund - Single Priced GBP473929227	262 402,1304	29-May-2020	2,7833	730 343,85	GBP	1,00	730 343,85	GBP
7	Puritas Simple Fund - Swing Priced GBP124262656	192 383,8052	29-May-2020	2,6437	508 605,07	GBP	1,00	508 605,07	GBP
8									

2. TRANSACTIONS

Transaction information is available on the Transactions tab.



a. View transactions

On this page, you will be able to view all transactions, select a transaction reference to obtain further details and export to excel.

Portfolio Name Individual 5
 Designation
 Registered Address The Office 5, Road 5, St Peterport 5, GU2 6G5, Guernsey

Primary Entity Individual 5
 Manager Puritas
 Total Reporting Value 1,820,336.28 GBP

Fund	Tran Ref	Type	Dealing	Valuation Date	No. of Units	Price	Amount	Ccy
Puritas Simple Fund - Distribution GBP124262638	T106720	Subscription	31-May-2019	31-May-2019	69,670.1605	1.2145	89,070.00	GBP
Puritas Simple Fund - Distribution GBP124262638	T107107	Redemption	31-May-2019	31-May-2019	36,668.5055	1.2145	44,535.00	GBP
Puritas Simple Fund - Distribution GBP124262638	T108146	Subscription	31-May-2019	31-May-2019	7,006.1258	1.2145	8,957.00	GBP
Puritas Simple Fund - Multi Series GBP124262675	T106739	Subscription	31-May-2019	31-May-2019	63,174.1257	1.5251	101,415.00	GBP

b. View transaction detail

Click on any Transaction reference to view the details of a transaction.

All transactions executed after 1st May 2020 will have a pdf contract note preview and download available on the transaction details page, next to 'Document'.

To request a Contract Note issued prior to 1st May 2020, complete the online request form that can be found via Contact Details.



Document Library Contract Notes Distribution Vouchers Valuation Statements Reports ▾

Transaction T106739

Fund	PUR02 - Puritas Simple Fund - Multi Series
Portfolio	P200069 - Individual 5
Dealing	31-May-2019
Valuation	31-May-2019
Type	Subscription
Number of Units	63,174.1257
Price	1.5251
Contract Amount	101,415.00
Contract Currency	GBP - Sterling
Document	No document available for this transaction.

[Back to Investor Home](#)


© Copyright 2020 Puritas | v2020.7.0

c. Show 10/20/50 items on a page:

On this page you can:

- Show 10/20/50 items on the page
- Scroll through pages

Puritas Simple Fund - Single Priced GBP473929227	T109185	Subscription	31-May-2019	31-May-2019	16,418.8780	2.4125	41,696.00	GBP
Puritas Simple Fund - Single Priced GBP473929227	T109193	Subscription	31-May-2019	31-May-2019	17,472.6222	2.4125	44,372.00	GBP

« prev 1 2 3 next » Show 10 items ▾ 

d.Export to excel

See this icon below and click to export.



FundName									
	A	B	C	D	E	F	G	H	I
1	FundName	TranRef	Type	Dealing	ValuationDate	NoOfUnits	Price	Amount	Ccy
2	Puritas Simple Fund - Distribution GBP124262638	T106720	Subscription	31-May-2019	31-May-2019	69 670,1605	1,2145	89 070,00	GBP
3	Puritas Simple Fund - Distribution GBP124262638	T107107	Redemption	31-May-2019	31-May-2019	36 668,5055	1,2145	44 535,00	GBP
4	Puritas Simple Fund - Distribution GBP124262638	T108146	Subscription	31-May-2019	31-May-2019	7 006,1258	1,2145	8 957,00	GBP
5	Puritas Simple Fund - Multi Series GBP124262675	T106739	Subscription	31-May-2019	31-May-2019	63 174,1257	1,5251	101 415,00	GBP
6	Puritas Simple Fund - Single Priced GBP473929227	T106747	Subscription	31-May-2019	31-May-2019	44 795,9412	2,4125	113 760,00	GBP
7	Puritas Simple Fund - Single Priced GBP473929227	T107204	Redemption	31-May-2019	31-May-2019	23 576,8112	2,4125	56 880,00	GBP
8	Puritas Simple Fund - Single Priced GBP473929227	T108898	Subscription	31-May-2019	31-May-2019	16 418,8780	2,4125	41 696,00	GBP
9	Puritas Simple Fund - Single Priced GBP473929227	T108901	Subscription	31-May-2019	31-May-2019	17 472,6222	2,4125	44 372,00	GBP
10	Puritas Simple Fund - Single Priced GBP473929227	T109185	Subscription	31-May-2019	31-May-2019	16 418,8780	2,4125	41 696,00	GBP
11	Puritas Simple Fund - Single Priced GBP473929227	T109193	Subscription	31-May-2019	31-May-2019	17 472,6222	2,4125	44 372,00	GBP
12	Puritas Simple Fund - Swing Priced GBP124262656	T106755	Subscription	31-May-2019	31-May-2019	52 279,1442	2,2915	126 105,00	GBP
13	Puritas Simple Fund - Swing Priced GBP124262656	T107301	Redemption	31-May-2019	31-May-2019	27 515,3390	2,2915	63 052,50	GBP
14	Puritas Simple Fund - Multi Series GBP124262675	T106100	Subscription	30-Nov-2018	30-Nov-2018	63 000,0000	1,5200	99 750,00	GBP
15	Puritas Simple Fund - Distribution GBP124262638	T104981	Subscription	02-Nov-2018	02-Nov-2018	70 000,0000	1,0815	75 705,00	GBP
16	Puritas Simple Fund - Distribution GBP124262638	T105376	Redemption	02-Nov-2018	02-Nov-2018	11 200,0000	1,0815	12 112,80	GBP

3. REPORTS

a. Transaction Report

To generate a pdf report of all transactions for a fund holding, at the top of the screen, select:

- Reports
- Transaction Statement
- From date
- To date
- Fund
- Download Report



Document Library Contract Notes Distribution Vouchers Valuation Statements Reports ▾

Transaction Statement

Parameters

From date

To date

Portfolio

Fund

[Back to Home Page](#)

The statement will be available to view, save or print in another window

b. Fund Prices Report

To view all historical prices for all funds, at the top of the screen select:

- Reports
- Fund
- Valuation Date From
- Valuation Date To
- Launch

The fund prices will display on screen for the date range selected. All values can be exported to excel:



Document Library
Contract Notes
Distribution Vouchers
Valuation Statements
Reports ▾
Contact Details

Fund Prices Report


Parameters

Fund Chindia Equity Fund - D class JE00B7MBX882 ▾

Valuation Date From 01-Jan-2010

Valuation Date To 17-Aug-2020

Historic Pricing



Series 1 Price (USD)

Fund Name	Valuation Date	Dealing Date	Bid Price	Offer Price	Valuation Price
Chindia Equity Fund - D class	14-Aug-2020	14-Aug-2020	17.31700000	17.31700000	17.31700000
Chindia Equity Fund - D class	13-Aug-2020	13-Aug-2020	17.40050000	17.40050000	17.40050000
Chindia Equity Fund - D class	12-Aug-2020	12-Aug-2020	17.27610000	17.27610000	17.27610000

	A	B	C	D	E	F
1	FundName	ValuationDate	DealingDate	BidPrice	OfferPrice	ValuationPrice
2	Chindia Equity Fund - D class	14-Aug-2020	14-Aug-2020	17,31700000	17,31700000	17,31700000
3	Chindia Equity Fund - D class	13-Aug-2020	13-Aug-2020	17,40050000	17,40050000	17,40050000
4	Chindia Equity Fund - D class	12-Aug-2020	12-Aug-2020	17,27610000	17,27610000	17,27610000
5	Chindia Equity Fund - D class	11-Aug-2020	11-Aug-2020	17,23320000	17,23320000	17,23320000
6	Chindia Equity Fund - D class	10-Aug-2020	10-Aug-2020	17,16480000	17,16480000	17,16480000
7	Chindia Equity Fund - D class	07-Aug-2020	07-Aug-2020	17,25010000	17,25010000	17,25010000
8	Chindia Equity Fund - D class	06-Aug-2020	06-Aug-2020	17,35440000	17,35440000	17,35440000
9	Chindia Equity Fund - D class	05-Aug-2020	05-Aug-2020	17,25450000	17,25450000	17,25450000
10	Chindia Equity Fund - D class	04-Aug-2020	04-Aug-2020	17,09160000	17,09160000	17,09160000
11	Chindia Equity Fund - D class	03-Aug-2020	03-Aug-2020	16,90270000	16,90270000	16,90270000
12	Chindia Equity Fund - D class	31-Jul-2020	31-Jul-2020	16,90510000	16,90510000	16,90510000
13	Chindia Equity Fund - D class	30-Jul-2020	30-Jul-2020	16,91740000	16,91740000	16,91740000
14	Chindia Equity Fund - D class	29-Jul-2020	29-Jul-2020	16,93670000	16,93670000	16,93670000
15	Chindia Equity Fund - D class	28-Jul-2020	28-Jul-2020	16,96440000	16,96440000	16,96440000
16	Chindia Equity Fund - D class	27-Jul-2020	27-Jul-2020	16,73520000	16,73520000	16,73520000
17	Chindia Equity Fund - D class	24-Jul-2020	24-Jul-2020	16,71990000	16,71990000	16,71990000
18	Chindia Equity Fund - D class	23-Jul-2020	23-Jul-2020	17,01050000	17,01050000	17,01050000

4. DOCUMENTS

a. Contract Notes, Distribution Vouchers and Valuation Statements

Contract Notes, Distribution Vouchers and Valuation Statements issued from 1st May 2020 onwards are available to preview on screen or download from the portal to save or print.

At the top of the screen, select:

- Document Library (all document types)
- Contract Notes
- Distribution Vouchers
- Valuation Statements



[Document Library](#)
 [Contract Notes](#)
 [Distribution Vouchers](#)
 [Valuation Statements](#)
 [Reports](#) ▾

To request a Contract Note or Distribution Voucher issued prior to 1st May 2020, please complete the online request form via Contact Details.

Single holding and consolidated valuation statements can be generated at any time, for any client account and date directly on the portal. See sections 1 c and 1 d above.

b.Document Filters

Search for documents using the search filters for date, date range, search by account number or document type or reference, expand the view on screen 10/20/50, or scroll through pages.

Type From To  

Expand or contract the view on screen and scroll through pages.

« prev **1** 2 3 4 5 6 7 8 9 10 next »




c.Document Views:


Select 'icon' or 'list' to preview the documents available / returned by your search or filter criteria.



Icon view


Document Library Contract Notes Distribution Vouchers Valuation Statements Reports Contact Details

Documents Type From To   



P36
Valuation Statements
30-Jun-2020



[Preview](#) [Download](#)



P36
Valuation Statements
30-Jun-2020

[Preview](#) [Download](#)

List view

Documents Type From To  

Name	Relates to	Added to	Date	Select Files
_CN.pdf	T122	Contract Notes	29-Jul-2020	Preview Download
_CN.pdf	T121	Contract Notes	24-Jul-2020	Preview Download

d. Document Library

The Document Library will enable you to search or filter for all document types for a date range you select. The icon below will allow you to export to excel.



5. QUICK ACCESS

a. Return to Home Page



At any time, click on the Ashburton Investments logo to return to the main page

b. Terms and Conditions, Fund Documents and Privacy Notice

[Terms and conditions](#) [Fund Documents](#) [Privacy notice](#)

To access Ashburton Investment Fund Documents, Terms and Conditions and Privacy Notice at any time, click on the quick access links provided at the bottom of the portal screen.