

# GLOBAL BALANCED STERLING FEEDER FUND

Minimum disclosure document (fact sheet) as at 31 May 2017

## Investment objectives & strategy

To invest in the Ashburton Investments SICAV - Global Balanced Fund (GBP), where the primary aim is to deliver medium to long-term capital growth through a balanced asset allocation across a diversified range of asset classes, regions and currencies with at least 30% of its assets in a combination of fixed income securities, Money Market Instruments and cash whilst not exceeding 60% of its assets in equity securities.

## Investor profile

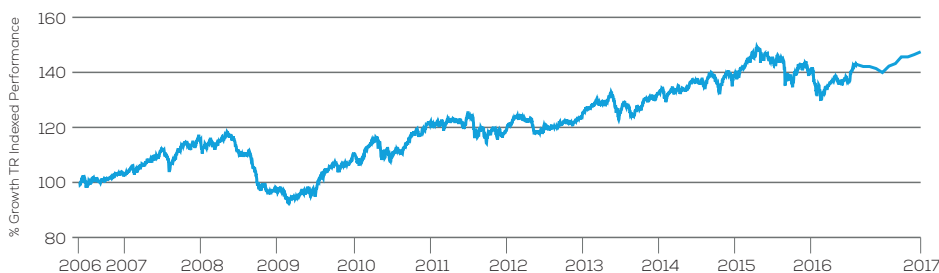
This Fund is designed as a moderate risk strategy for clients who are prepared to accept a moderate degree of risk with their capital.

## Fund activity

- A key thematic view expressed in the portfolio during the month was a higher oil price going into the OPEC meeting. This followed a close to 15% decline in crude oil prices from April levels. On a cross-asset basis, we found the best risk/reward was going long oil-sensitive foreign exchange in both G10 and Emerging Markets.
- From a global standpoint, we expect the cyclical strength to incrementally ease, with key leading indicators such as China credit impulse continuing their negative momentum. As we commented in our expectations previously, the soft data has ended up following the hard data lower in recent weeks, driving global core bond yields lower.
- Indeed, the extent of rates curves flattening globally and lower breakevens are even more pronounced when put in context with the strength in equity markets, with the divergence signalling a different outlook priced into these two asset classes.

## Performance & statistics

Global Balanced Sterling Feeder Fund



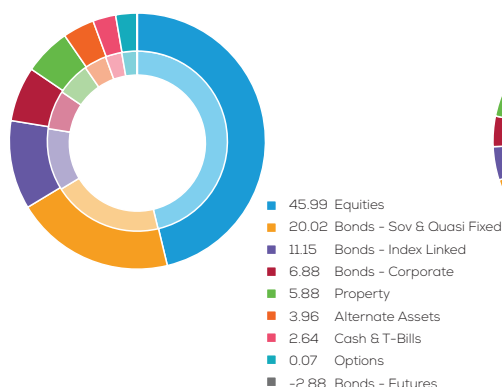
Annual average compound rate of return: **3.61%**

Source: Morningstar

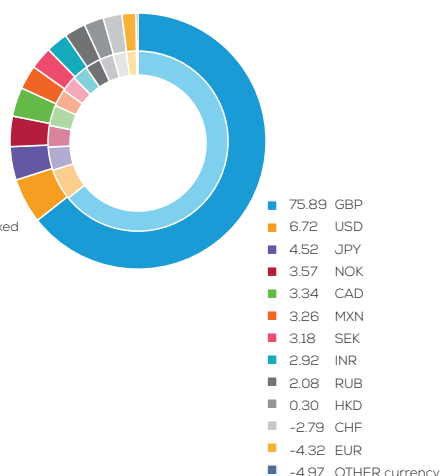
The investment performance is for illustrative purposes only and is calculated on a bid to bid basis and does not take any initial fees into account. Income is reinvested on the ex-dividend date. Actual performance will differ based on the initial fees applicable, the actual investment date and the date of reinvestment of income. Past performance is not necessarily an indication of future performance.\*

Growth (%)	Fund	Benchmark	Fund statistics (Rolling 3 Yr)	Fund	Sector Avg
YTD	3.66	4.67	Standard deviation	7.05	5.39
1 Mth	0.70	1.76	Sharpe ratio	0.39	1.10
3 Mths	1.71	2.45	Maximum gain	12.00	21.13
6 Mths	5.39	7.05	Maximum drawdown	-9.41	-6.70
1 Yr	8.94	14.43	Drawdown recovery (mths)	14	10
3 Yrs	9.67	21.02	Positive months	25	27
5 Yrs	25.71	47.90			
Since launch	47.48	76.13			

## Asset allocation (%)



## Currency weightings (%)



## International

### Key facts

**Head of Asset Allocation**  
Marianna Georgakopoulou

### Risk profile



### General Information

Launch date	19/06/06
Fund size	£88.06m
Minimum investment	** £10,000 (Closed to new investors)
Sector	Mixed Asset Balanced
Domicile	Jersey
Dealing	Daily
ISIN	GB00B17HHW19
Sedol	B17HHW1
Bloomberg ticker	ASHSAPM JY
Nav price	£1.4046
Yield	N/A
Dividend policy	Accumulation
Manager	Ashburton Fund Managers Limited
Investment manager	Ashburton (Jersey) Limited
Custodian	BNP Paribas Securities Services S.C.A., Jersey Branch
Reporting fund	No
ISA eligible	No
FCA recognised	No
Umbrella fund	Ashburton Replica Portfolio Limited

### Fee Structure (%)

Annual Management fee	1.50%
Total Expense Ratio (TER)	1.55%
Transaction Charges	0.00%

Total Investment Charges 1.55%

Initial Charges are subject to prescribed minimums. Please refer to the Fund Prospectus.

### Contact us

**Client service:** +44 (0)1534 512000

**Email:** enquiries@ashburton.com

**Website:** www.ashburtoninvestments.com

**Or speak to your financial advisor.**

# GLOBAL BALANCED STERLING FEEDER FUND

Minimum disclosure document (fact sheet) as at 31 May 2017

## Monthly performance history (%)

Year	Jan	Feb	Mar	Apr	May	Jun	Jul	Aug	Sep	Oct	Nov	Dec	Calendar year
2017	0.66	1.25	0.43	0.57	0.70	-	-	-	-	-	-	-	-
2016	-5.55	0.02	2.27	0.43	0.07	1.02	3.02	0.88	0.00	-0.52	-1.02	1.67	2.05
2015	1.64	2.21	1.32	0.18	0.43	-2.92	1.35	-4.31	-3.02	5.85	0.68	-1.43	1.56
2014	-1.54	2.04	0.44	-0.37	2.01	0.20	0.08	1.25	-0.89	-0.32	2.52	-0.74	4.69
2013	2.62	1.52	0.20	0.53	0.44	-3.85	1.75	-2.57	2.13	3.22	0.58	0.70	7.29

The above portfolio performance is calculated on a bid to bid basis and does not take any initial fees into account. Income is reinvested on the ex-dividend date. Actual investment performance will differ based on the initial fees applicable, the actual investment date and the date of reinvestment of income. Past performance is not necessarily an indication of future performance.

## Top 5 bond holdings (%)

	Sector	%
<b>UNITED STATES TREASURY</b> <b>0.125 APR 15 19 TPS</b>	Index Linked	5.52
<b>UK TREASURY</b> <b>4.250 DEC 07 27</b>	Sovereign & Quasi Fixed	5.26
<b>MEXICO(UTD MEX ST)</b> <b>5.750 MAR 05 26</b>	Sovereign & Quasi Fixed	3.51
<b>UNITED STATES TREASURY</b> <b>0.125 APR 15 21 TPS</b>	Index Linked	3.42
<b>MEXICO(UTD MEX ST)</b> <b>5.000 DEC 11 19</b>	Sovereign & Quasi Fixed	3.20

## Top 5 equity holdings (%)

	Sector	%
<b>S&amp;P500 MINI INDEX</b>	Notional	10.94
<b>EUREX</b>	Notional	10.91
<b>OSAKA NIKKEI-225</b>	Notional	8.94
<b>INDIA EQ OPPTS FUND</b>	Internal Shares	5.95
<b>GLOBAL ENERGY FUND</b>	Internal Shares	3.00

## Geographical weighting (%)

	ASIA	EU	JPN	UK	US	OTHER
<b>Bonds - Corporate</b>	-	-	-	1.0	4.3	1.6
<b>Bonds - Index Linked</b>	-	-	-	-	11.2	-
<b>Bonds - Sov &amp; Quasi Fixed</b>	-	-	-	5.3	3.5	11.2
<b>Equities</b>	7.1	11.5	8.9	0.1	17.4	0.9
<b>Property</b>	1.1	0.3	0.7	-	3.5	0.3
<b>Alternate Assets</b>	-	4.0	-	-	-	-

## Disclaimer

\*The performance reflects the Multi Asset Balanced Fund from launch, 19 June 2006 to 30 September 2014 when the Fund became a feeder into the Ashburton Investments SICAV - Global Balanced Fund Sterling Share Class on 1 October 2014, and the performance from this date reflects that of the Master Fund\*. The investment strategy, Fund name and mandate also changed as a result.

\*\* This Fund is now closed to new investors.

This document is for professional financial advisers only and is not intended for distribution to private investors.

Ashburton Investments is a registered trading name of Ashburton (Jersey) Limited. Ashburton Fund Managers Limited and Ashburton (Jersey) Limited, PO Box 239, 17 Hilary Street, St Helier, Jersey JE4 8SJ are regulated by the Jersey Financial Services Commission. Global Balanced Sterling Feeder Fund is a sub-fund of Ashburton Replica Portfolio Limited. The value of investments, and the income from them, can go down as well as up, and you may not recover the amount of your original investment. Past performance should not be seen as an indication of future performance. Where investments involve exposure to a currency other than that in which the fund is denominated, changes in rates of exchange may cause the value of the investment to go up or down, consequently, investors may receive an amount greater or less than their original investment.

Please note, the Ashburton Replica Portfolio Limited – Global Balanced Sterling Feeder Fund has not been approved for promotion in South Africa and other certain jurisdictions and this document is not intended for distribution to or use by any person or entity in any jurisdiction or Country where such distribution or use would be contrary to law or regulation.

The Fund is not authorised in the UK and is therefore considered an unregulated collective investment scheme for the purpose of the Financial Services and Markets Act 2000. The rules and regulations made in the UK for the protection or compensation of investors do not apply. This document has been approved for issue in the UK by FirstRand Bank Limited (London Branch) which has its registered office address at Austin Friars House, 2-6 Austin Friars, London EC2N 2HD and is a branch of FirstRand Bank Limited. FirstRand Bank Limited is authorised and regulated by the South African Reserve Bank. Authorised by the Prudential Regulation Authority. Subject to regulation by the Financial Conduct Authority and limited regulation by the Prudential Regulation Authority. Details of the extent of regulation by the Prudential Regulation Authority are available from us on request. In South Africa, the Fund has not applied to the Financial Services Board of South Africa for approval and therefore may not be promoted in that country. For the most up to date prices and performance information, visit [www.ashburtoninvestments.com](http://www.ashburtoninvestments.com)