

# GLOBAL BALANCED FUND (USD HEDGED) R SHARE CLASS

Minimum disclosure document (fact sheet) as at 30 April 2017

## Investment objectives & strategy

The primary aim is to deliver medium to long-term capital growth through a balanced asset allocation across a diversified range of asset classes, regions and currencies with at least 30% of its assets in a combination of fixed income securities, Money Market Instruments and cash whilst not exceeding 60% of its assets in equity securities.

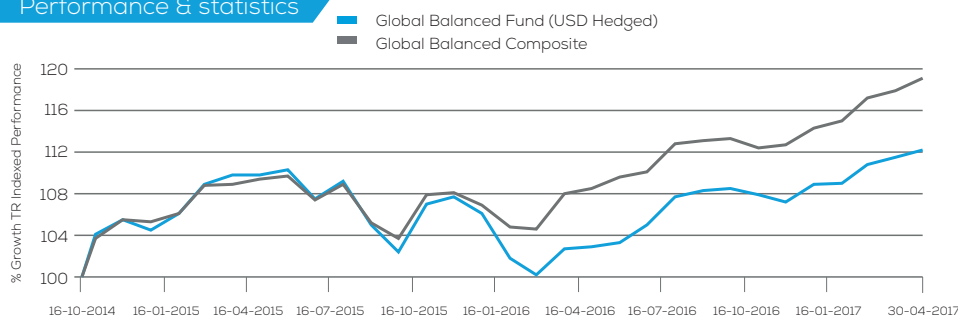
## Investor profile

This Fund is designed as a moderate risk strategy for clients who are prepared to accept a moderate degree of risk with their capital.

## Fund activity

- April saw equity volatility reach 2017 highs as uncertainty around key event risk started to be priced in the markets. As mentioned last month, we expect that the previously extremely low volatility regime will give way to higher economic and asset price volatility in the coming months.
- The first round of the French elections provided the market with its base case outcome leading to a strong outperformance of European assets. After the second round elections, where a Macron victory is widely expected, the market will focus increasingly on the June parliamentary elections, after which it will be difficult to form a parliamentary majority and therefore proceed with a credible reform agenda for the country.
- The commodity sector has been under increasing pressure with metal prices down significantly. However emerging market (EM) assets have been extremely well supported, helped by continued inflows. We have been very constructive on EM, however, given this divergence, we expect some weakness to follow, which will provide us with interesting long opportunities in both credit and foreign exchange markets.
- As we enter a seasonally weaker period, we have taken selective profits in markets that performed strongly and go into the summer with plenty of options to capture upcoming opportunities.

## Performance & statistics



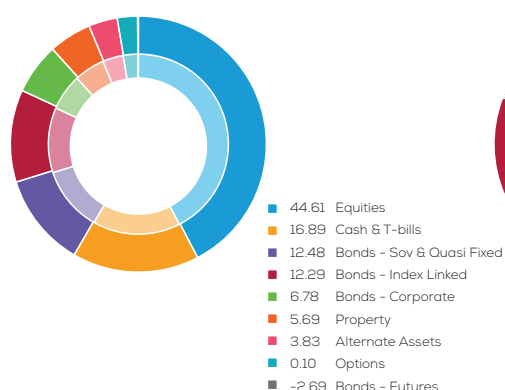
Annual average compound rate of return: **4.65%**

Source: Morningstar

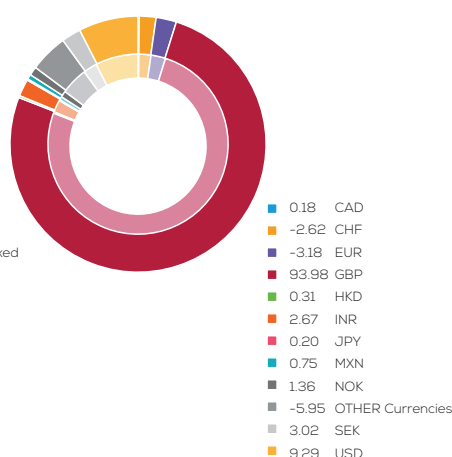
The investment performance is for illustrative purposes only and is calculated on a bid to bid basis and does not take any initial fees into account. Income is reinvested on the ex-dividend date. Actual performance will differ based on the initial fees applicable, the actual investment date and the date of reinvestment of income. Past performance is not necessarily an indication of future performance.

Growth (%)	Fund	Benchmark
YTD	3.09	4.18
1 Mth	0.62	1.02
3 Mths	2.98	3.53
6 Mths	3.98	5.91
1 Yr	9.04	9.72
Since launch	12.22	19.09

## Asset allocation (%)



## Currency weightings\*\* (%)



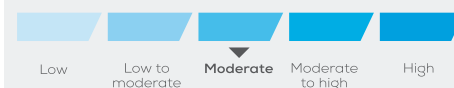
A part of the FirstRand Group

## International

### Key facts

**Head of Asset Allocation**  
Marianna Georgakopoulou

### Risk profile



### General Information

Launch date	15/10/14
Fund size	£134.94m
Minimum investment	\$10,000 or foreign currency equivalent
Benchmark	Global Balanced Composite (USD)
Domicile	Luxembourg
Dealing	Daily
ISIN	LU1109954740
Sedol	BQWJ909
Bloomberg ticker	AIGBLRU LX
Nav price	\$11.2223
Dividend policy	Accumulation
Management Company	MDO Management Company S.A.
Investment manager	Ashburton (Jersey) Limited
Reporting fund	Yes
Administrator	State Street Bank Luxembourg S.C.A.
Fund Structure	UCITS
ISA eligible	Yes
FCA recognised	Yes
Umbrella fund	Ashburton Investments SICAV

### Fee Structure (%)

Annual Management fee	1.50%
Total Expense Ratio (TER)	1.83%
Transaction Costs	0.20%
Total Investment Charges	2.03%

Initial Charges are subject to prescribed minimums. Please refer to the Fund Prospectus.

### Contact us

**Client service:** +44 (0)1534 512000  
**Email:** enquiries@ashburton.com  
**Website:** www.ashburtoninvestments.com  
**Or speak to your financial advisor.**

# GLOBAL BALANCED FUND (USD HEDGED) R SHARE CLASS

Minimum disclosure document (fact sheet) as at 30 April 2017

## Monthly performance history (%)

Year	Jan	Feb	Mar	Apr	May	Jun	Jul	Aug	Sep	Oct	Nov	Dec	Calendar year
2017	0.11	1.71	0.62	0.62	-	-	-	-	-	-	-	-	-
2016	-4.06	-1.56	2.52	0.17	0.38	1.67	2.57	0.54	0.18	-0.52	-0.71	1.58	2.59
2015	1.46	2.67	0.87	-0.07	0.53	-2.59	1.58	-3.88	-2.39	4.41	0.71	-1.50	1.51
2014	-	-	-	-	-	-	-	-	-	4.11	1.38	-0.96	4.53

The above portfolio performance is calculated on a bid to bid basis and does not take any initial fees into account. Income is reinvested on the ex-dividend date. Actual investment performance will differ based on the initial fees applicable, the actual investment date and the date of reinvestment of income. Past performance is not necessarily an indication of future performance.

## Top 5 bond holdings (%)

	Sector	%
<b>UNITED STATES TREAS 0.125 APR 15 19 TPS</b>	Index Linked	5.34
<b>UNITED STATES TREAS 0.125 APR 15 21 TPS</b>	Index Linked	3.31
<b>MEXICO(UTD MEX ST) 5.000 DEC 11 19</b>	Sovereign & Quasi Fixed	3.08
<b>MEXICO(UTD MEX ST) 6.500 JUN 10 21</b>	Sovereign & Quasi Fixed	2.40
<b>UNITED STATES TREAS 0.750 FEB 15 45 TPS</b>	Index Linked	2.13

## Top 5 equity holdings (%)

	Sector	%
<b>EUREX S&amp;P500 MINI INDEX</b>	Notional	11.05
<b>OSAKA NIKKEI-225</b>	Notional	8.38
<b>INDIA EQ OPPTS FUND</b>	Internal Shares	5.71
<b>GLOBAL ENERGY FUND</b>	Internal Shares	3.10

## Geographical weighting (%)

	ASIA	EU	JPN	UK	US	OTHER
<b>Bonds - Corporate</b>	-	-	-	-	5.2	1.6
<b>Bonds - Index Linked</b>	-	-	-	-	10.8	1.5
<b>Bonds - Sov &amp; Quasi Fixed</b>	-	-	-	-	2.8	9.7
<b>Equities</b>	6.7	11.6	8.4	0.1	16.8	0.8
<b>Property</b>	1.0	0.3	0.7	-	3.4	0.3
<b>Alternate Assets</b>	-	3.8	-	-	-	-

## Disclaimer

This document is for professional financial advisers only and is not intended for distribution to private investors.

\*TERs are based on the 31/12/2016 calculations.

\*\*The currency exposure and Fund size shown reflects the base currency of the Ashburton Investments SICAV - Global Balanced GBP pool. This exposure is then hedged back to USD for the USD hedged share class.

The Fund is recognised in the United Kingdom by the Financial Conduct Authority under section 264 of the Financial Services and Markets Act 2000. UK based investors are advised that they may not be afforded some of the protections conveyed under the Act. This document has been approved for issue in the UK by FirstRand Bank Limited (London Branch) which has its registered office address at Austin Friars House, 2-6 Austin Friars, London EC2N 2HD and is a branch of FirstRand Bank Limited. FirstRand Bank Limited is authorised and regulated by the South African Reserve Bank. Authorised by the Prudential Regulation Authority and subject to regulation by the Financial Conduct Authority and limited regulation by the Prudential Regulation Authority. Details of the extent of regulation by the Prudential Regulation Authority are available from us on request.

Singapore investors – The sub-fund has been entered into the List of Restricted Schemes by the Monetary Authority of Singapore and is available to Institutional investors as defined by Singapore laws. This factsheet does not constitute an offer to sell, and should not be taken as a substitute for the offering document of the sub-fund/restricted scheme. You are advised to read the Ashburton Investments SICAV prospectus and relevant Singapore wrapper which are available free of charge at [www.ashburtoninvestments.com](http://www.ashburtoninvestments.com).

Please note, the Ashburton Investments SICAV – Global Defensive Fund has not been approved for promotion in South Africa and other certain jurisdictions and this document is not intended for distribution to or use by any person or entity in any jurisdiction or country where such distribution or use would be contrary to law or regulation.

This Fund is authorised in Luxembourg and regulated by the Commission de Surveillance du Secteur Financier (CSSF). MDO Management Company S.A. is authorised in Luxembourg and regulated by the Commission de Surveillance du Secteur Financier.

BNP Paribas Securities Services, Paris, succursale de Zurich, Selnaustrasse 16, CH-8002 Zurich, is Representative and Paying Agent in Switzerland for the shares distributed in Switzerland. The Prospectus, the Key Investor Information, the Articles of Incorporation as well as the annual and semi-annual reports may be obtained without charge from the Representative in Switzerland.

Issued by Ashburton Investments, a registered trading name of Ashburton (Jersey) Limited; registered address PO Box 239, 17 Hilary Street, St Helier, Jersey JE4 8SJ and which is regulated by the Jersey Financial Services Commission. The value of investments, and the income from them, can go down as well as up, and you may not recover the amount of your original investment. Past performance should not be seen as an indication of future performance. Where investments involve exposure to a currency other than that in which the fund is denominated, changes in rates of exchange may cause the value of the investment to go up or down, consequently, investors may receive an amount greater or less than their original investment. For the most up to date prices and performance information, visit [www.ashburtoninvestments.com](http://www.ashburtoninvestments.com)