

GLOBAL ENERGY FUND

Minimum disclosure document (fact sheet) as at 31 July 2018

Investment objectives & strategy

The aim of the Global Energy Fund is to grow the value of your investment over the longer term. The Fund invests in companies involved in oil, gas, coal, renewables and other energy sources. These may be located anywhere in the world. At least 75% of the Fund will be invested in companies of this sort that are listed on a stock exchange and the Fund can also invest up to 10% in unlisted companies. It can also invest in other funds, including exchange traded funds.

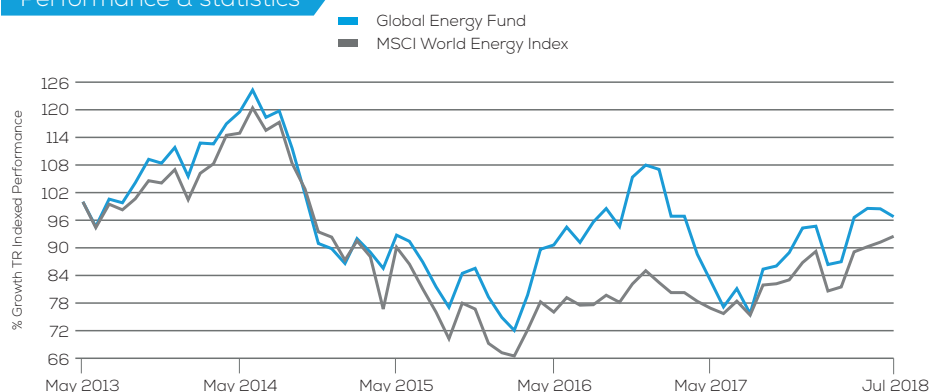
Investor profile

This Fund is designed for investors wishing to participate in capital markets and may be most appropriate for investors with a medium to long term investment horizon, as losses may occur due to high market fluctuations.

Fund activity

- Oil price was weak during the month, finishing 7% lower at the end of July
- Trade tensions are still putting downward pressure on the oil price
- Spare capacity remains a hot topic
- Bottlenecks in the US are having a detrimental effect on the price of oil coming out of the Permian Basin.

Performance & statistics



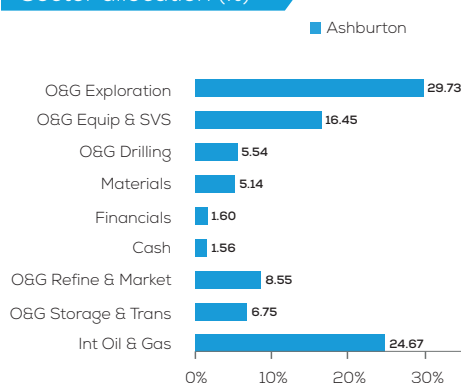
Annual average compound rate of return: **-0.63%**

Source: Morningstar

The investment performance is for illustrative purposes only and is calculated on a bid to bid basis and does not take any initial fees into account. Income is reinvested on the ex-dividend date. Actual performance will differ based on the initial fees applicable, the actual investment date and the date of reinvestment of income. Past performance is not necessarily an indication of future performance.

| Growth (%) | Fund | Benchmark | Fund statistics | Beta | Sharpe ratio | Tracking error |
|--------------|-------|-----------|-----------------|------|--------------|----------------|
| YTD | 2.61 | 6.59 | 1 Yr | 1.18 | 0.84 | 7.65 |
| 1 Mth | -1.73 | 1.40 | Since launch | 1.09 | 0.06 | 11.75 |
| 3 Mths | 0.17 | 3.79 | | | | |
| 6 Mths | 2.19 | 3.67 | | | | |
| 1 Yr | 19.28 | 17.98 | | | | |
| 3 Yrs | 11.35 | 14.11 | | | | |
| Since launch | -3.23 | -7.49 | | | | |

Sector allocation (%)



Largest holdings (%)

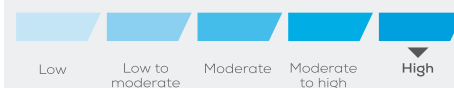
| Sub-Sector | % |
|---------------------------|------|
| Cairn Energy PLC | 4.10 |
| BP PLC | 3.81 |
| SUBSEA 7 S.A. | 3.57 |
| Occidental Petroleum Corp | 3.53 |
| Tenaris SA | 3.51 |
| Chevron Corp | 3.42 |
| Oasis Petroleum Inc | 3.30 |
| Marathon Oil Corp | 3.27 |
| SUNCOR ENERGY INC | 3.25 |
| HUNTER GROUP ASA | 3.23 |

International

Key facts

Lead fund manager
Richard Robinson

Risk profile



General Information


| | |
|--------------------|-------------------------------------|
| Launch date | 22/05/13 |
| Fund size | \$41.63m |
| Number of stocks | 30-70 |
| Minimum investment | \$10,000 |
| Benchmark | MSCI World Energy Index PR USD |
| Domicile | Luxembourg |
| Dealing | Daily |
| ISIN | LU0923646078 |
| Sedol | B8DT2S1 |
| Bloomberg ticker | AISGEFR LX |
| Nav price | \$9.6771 |
| Yield | N/A |
| Dividend policy | Accumulation |
| Management Company | MDO Management Company S.A. |
| Investment manager | Ashburton (Jersey) Limited |
| Reporting fund | Yes |
| Administrator | State Street Bank Luxembourg S.C.A. |
| Fund Structure | UCITS |
| ISA eligible | Yes |
| FCA recognised | Yes |

Fee Structure (%)

| | |
|--|-------|
| Annual Management fee | 1.50% |
| Total Expense Ratio (TER) | 1.90% |
| Transaction Charges | 0.06% |
| Total Investment Charges | 1.96% |
| Initial Charges are subject to prescribed minimums. Please refer to the Fund Prospectus. | |

Contact us

Client service: +44 (0)1534 512000
Email: enquiries@ashburton.com
Website: www.ashburtoninvestments.com
Or speak to your financial advisor.



GLOBAL ENERGY FUND

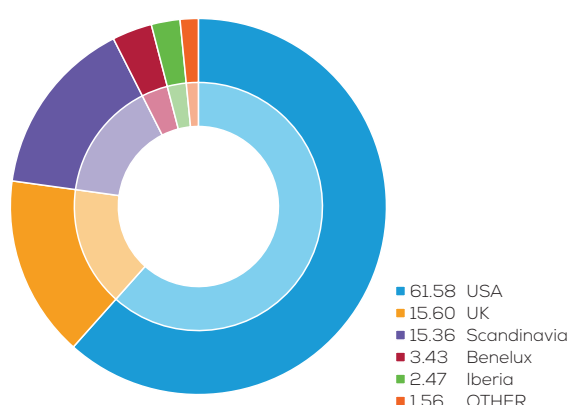
Minimum disclosure document (fact sheet) as at 31 July 2018

Monthly performance history (%)

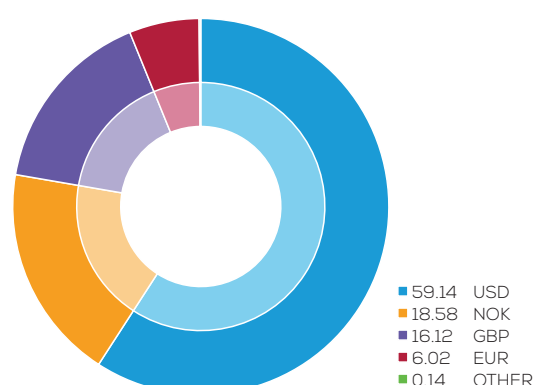
| Year | Jan | Feb | Mar | Apr | May | Jun | Jul | Aug | Sep | Oct | Nov | Dec | Calendar year |
|-------------|-------|-------|-------|-------|-------|-------|-------|-------|-------|-------|--------|-------|---------------|
| 2018 | 0.41 | -8.79 | 0.70 | 11.07 | 2.04 | -0.09 | -1.73 | - | - | - | - | - | 2.61 |
| 2017 | -0.86 | -5.74 | -4.00 | -8.53 | -6.53 | -6.84 | 5.14 | -6.69 | 12.78 | 0.79 | 3.39 | 6.01 | -12.66 |
| 2016 | -5.57 | -3.77 | 10.64 | 12.49 | 1.04 | 4.28 | -3.52 | 4.87 | 3.07 | -3.98 | 11.35 | 2.50 | 36.16 |
| 2015 | -3.59 | 6.23 | -3.22 | 9.24 | -4.63 | -1.46 | -4.93 | -6.19 | -5.47 | 9.59 | 1.30 | -7.30 | -11.71 |
| 2014 | -5.61 | 6.86 | -0.17 | 3.88 | 2.22 | 3.96 | -4.77 | 1.18 | -6.80 | -8.92 | -10.53 | -1.24 | -19.66 |

The above portfolio performance is calculated on a bid to bid basis and does not take any initial fees into account. Income is reinvested on the ex-dividend date. Actual investment performance will differ based on the initial fees applicable, the actual investment date and the date of reinvestment of income. Past performance is not necessarily an indication of future performance.

Geographical weighting (%)



Currency weightings (%)



Disclaimer

Issued by Ashburton (Jersey) Limited which has its registered office at 17 Hilary Street, St Helier, Jersey JE4 8SJ, Channel Islands. Regulated by the Jersey Financial Services Commission. Ashburton Investments is a registered trading name of Ashburton (Jersey) Limited.

This document is for professional financial advisers only and is not intended for distribution to private investors.

The Fund is authorised in Luxembourg and regulated by the Commission de Surveillance du Secteur Financier ("CSSF"). MDO Management Company S.A. is authorised in Luxembourg and regulated by the CSSF.

The Fund is recognised in the United Kingdom by the Financial Conduct Authority under section 264 of the Financial Services and Markets Act 2000. UK based investors are advised that they may not be afforded some of the protections conveyed under the Act. This document has been approved for issue in the UK by Ashburton (UK) Limited, which has its registered office at Austin Friars House, 2-6 Austin Friars, London EC2N 2HD. Ashburton (UK) Limited is authorised and regulated by the Financial Conduct Authority (FRN 185971).

In South Africa, the Fund is approved for promotion under section 65 of the Collective Investment Schemes Control Act 2002. Collective Investment Schemes (CIS) are generally medium to long-term investments. A schedule of fees, charges and maximum commissions is available on request from the manager. Forward pricing is used and portfolio valuations take place 4pm New York time, on each business day. Instructions to redeem or repurchase must reach Ashburton by 4.30pm, London time, on each Business Day. Excessive withdrawals from the portfolio may place the portfolio under liquidity pressures. In such circumstances a process of ring-fencing of withdrawal instructions and managed pay-outs over time may be followed. In the event a potential investor requires material risks disclosures for the foreign securities included in a portfolio, the manager will upon request provide such potential investor with a document outlining: potential constraints on liquidity and repatriation of funds; Macro-economic risk; Political risk; Foreign Exchange risk; Tax risk; Settlement risk; and Potential limitations on the availability of market information.

*TERs are based on the 30/06/2018 calculations. The Total Expense Ratio (TER) is expressed as an annualised percentage of the charges, levies and fees incurred by the portfolio related to its management, for the period under review against the average NAV of the portfolio over this period. A higher TER does not necessarily imply a poor return, nor does a lower TER imply a good return. The current TER cannot be regarded as an indication of future TERs. A full detailed schedule of fees, charges and commissions is available from Ashburton on request and incentives may be paid and if so, would be included in the overall costs.

Source: MSCI. The MSCI information may only be used for your internal use, may not be reproduced or re-disseminated in any form and may not be used as a basis for or a component of any financial instruments or products or indices. None of the MSCI information is intended to constitute investment advice or a recommendation to make (or refrain from making) any kind of investment decision and may not be relied on as such. Historical data and analysis should not be taken as an indication or guarantee of any use on an "as is" basis and the user of this information assume the entire risk of any use made of this information. MSCI, each of its affiliates and each other person involved in or related to compiling, computing or creating MSCI information (collectively, the "MSCI Parties") expressly disclaims all warranties (including, without limitation, any warranties of originality, accuracy, completeness, timeliness, non-infringement, merchantability and fitness for a particular purpose) with respect to this information. Without limiting any of the foregoing, in no event shall any MSCI Party have any liability for any direct, indirect, special, incidental, punitive, consequential (including, without limitation, lost profits) or any other damages. (www.msci.com).

BNP Paribas Securities Services, Paris, succursale de Zurich, Selnaustrasse 16, CH-8002 Zurich, is Representative and Paying Agent in Switzerland for shares distributed in Switzerland. The Prospectus, the Key Investor information, the Articles of Incorporation as well as the annual and semi-annual reports may be obtained without charge from the Representative in Switzerland.

The value of investments and the income from them can go down as well as up, is not guaranteed, and you may not recover the amount of your original investment. Past performance should not be seen as an indication of future performance. Where investments involve exposure to a currency other than that in which it is denominated, changes in rates of exchange may cause the value of the investment to go up or down, consequently, investors may receive an amount greater or less than their original investment. For the most up to date prices and performance information, visit www.ashburtoninvestments.com