

MULTI ASSET GROWTH PORTFOLIO (GBP ETF BIAS)

Portfolio Fact Sheet as at 31 December 2020



Investor profile

The Portfolio is designed as a moderate to higher risk strategy for clients who are prepared to tolerate larger fluctuations in the value of their assets, in order to achieve a higher longer-term return from a diversified multi asset approach.

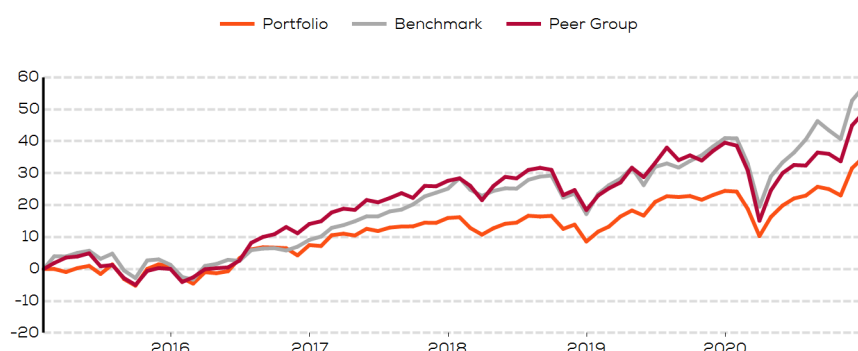
Investment objectives and strategy

The Portfolio is designed to maximise total return (capital plus income) for investors over the long term, through a flexible asset allocation across a diversified range of asset classes, regions and currencies with equity exposure ranging from 50% to 85%.

Portfolio activity

- The US Federal Reserve increased their purchases of treasuries by US\$80 billion per month and agency mortgage-backed securities by US\$40 billion.
- Equity markets continued to gain further traction in December, as investors remained emboldened by vaccine news.
- Final Brexit negotiations have left the UK economy with free bilateral trade of goods with the European Union (EU), although some restrictions on services will be enforced. Similarly, new rules will be applied to labour migration with the EU.
- Congress approved a second round of stimulus checks, along with other related benefits in the US.

Performance and statistics

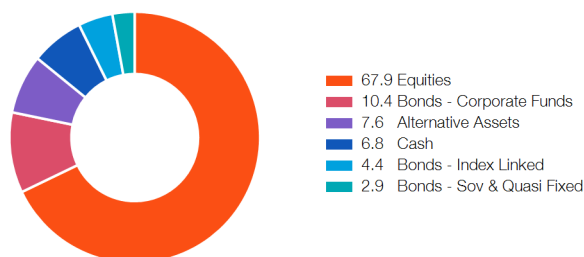


Source: Morningstar

Performance calculations are based on the total value of the portfolio on the last business day of the month. This is inclusive of the effect of fees which are levied quarterly in arrears.

Growth (%)	Portfolio	Benchmark	Peer Group
YTD	8.53	11.46	6.79
1 Mth	2.65	2.87	2.80
1 yr	8.53	11.46	6.79
3 yr	16.45	25.57	16.76
5 yr	33.93	55.09	48.98
Since inception	35.08	57.15	49.03

Asset allocation %



Top 5 equity holdings %

Fidelity US Quality Income UCITS ETF	ETFs	10.69
iShares NASDAQ 100 UCITS ETF USD Acc	ETFs	9.97
Schroder International Selection Fund - Asian Opportunities	Other	9.91
iShares Core S&P 500 UCITS ETF	ETFs	9.48
SPDR S&P 400 U.S. Mid Cap UCITS ETF	ETFs	6.31

Top bond holdings %

Muzinich Funds - Global Tactical Credit Fund	4.55
iShares Global Inflation Linked Govt Bond UCITS ETF	4.45
iShares USD Short Duration High Yield Corp Bond UCITS ETF US	2.96
iShares USD Treasury Bond 20-yr UCITS ETF	2.87
iShares USD Corp Bond UCITS ETF	2.85

Key facts

Risk profile



General information

Manager(s)	Ashburton Jersey Limited
Launch date	22 December 2014
Minimum investment	US\$400,000 or foreign currency equivalent
Benchmark	75% FTSE All-World 100% Hedged to GBP Total Return Index 25% FTSE WorldBIG Index Curr-Hedged GBP
Investment manager	Ashburton (Jersey) Limited
Peer Group	EAA Fund GBP Adventurous Allocation

Fee structure

To be agreed on application

Contact us

Please speak to your financial advisor or contact us for more information:

Client service: +44 (0)1534 512000

Email: Visit our website 'Contact us' page to get in touch.

Website: ashburtoninvestments.com

MULTI ASSET GROWTH PORTFOLIO (GBP ETF BIAS)

Portfolio Fact Sheet as at 31 December 2020

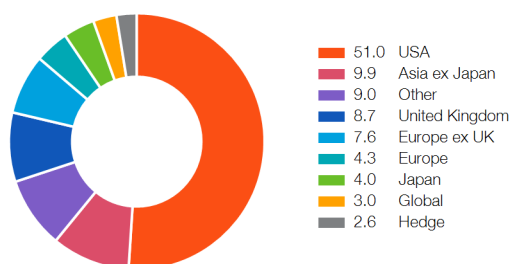


Monthly performance history %

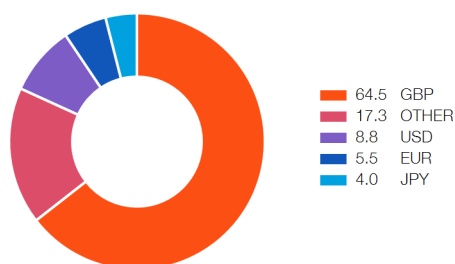
Year	Jan	Feb	Mar	Apr	May	Jun	Jul	Aug	Sep	Oct	Nov	Dec	YTD
2020	-0.17	-4.33	-7.20	5.42	3.09	1.85	0.73	2.25	-0.59	-1.56	6.93	2.65	8.53
2019	2.85	1.39	2.82	1.61	-1.36	3.66	1.48	-0.19	0.25	-0.96	1.25	1.03	14.59
2018	0.19	-2.88	-1.86	1.80	1.25	0.31	1.88	-0.20	0.16	-3.48	1.18	-4.65	-6.36
2017	-0.27	3.16	0.43	-0.51	1.88	-0.61	0.96	0.31	0.03	1.02	-0.05	1.34	7.90
2016	-3.70	-1.74	3.76	-0.32	0.63	4.08	2.71	0.61	-0.09	-0.17	-2.13	3.10	6.59
2015	0.00	0.01	-0.94	1.24	0.69	-2.51	3.03	-4.55	-2.13	5.56	1.42	-0.61	0.86

Performance calculations are based on the total value of the portfolio on the last business day of the month. This is inclusive of the effect of fees which are levied quarterly in arrears.

Geographical weightings %



Currency weightings %



Disclaimer

Issued by Ashburton (Jersey) Limited which has its registered office at IFC1, The Esplanade, St Helier, Jersey JE4 8SJ, Channel Islands and is regulated by the Jersey Financial Services Commission. Ashburton Investments is a registered trading name of Ashburton (Jersey) Limited.

The value of investments and the income from them can go down as well as up, is not guaranteed, and you may not recover the amount of your original investment. Past performance is not necessarily a guide to future performance. Where an investment involves exposure to a currency other than that in which it is denominated, changes in rates of exchange may cause the value of the investment to go up or down.

This document does not constitute an offer or solicitation to any person in any jurisdiction in which Ashburton Investments is not authorised or permitted to communicate with potential investors, or to anyone who would be an unlawful recipient. The original recipient is solely responsible for any actions in further distribution of this document and should be satisfied in doing so that there is no breach of local legislation or regulations.

For more information on the products or services detailed herein, please refer to the most up to date relevant Prospectus, Key Investor Information Document and Financial Report and Statements which are available free of charge on the Ashburton Investments website.