

# MULTI ASSET CAUTIOUS PORTFOLIO (GBP ETF BIAS)

Portfolio Fact Sheet as at 30 June 2021

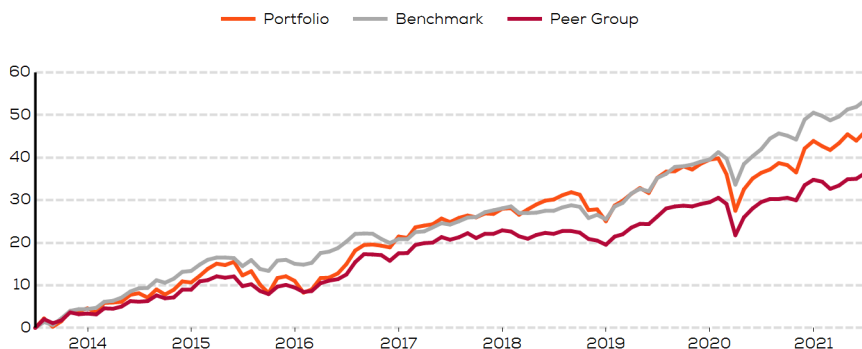
## Investor profile

The Portfolio is designed as a cautious risk strategy for clients who are prepared to accept a low to moderate degree of risk with their capital.

## Investment objectives and strategy

The primary aim is to provide investors with some growth in capital plus an income over the medium term, with below average volatility through a diversified range of asset classes with equity exposure ranging from 20% to 50%.

## Performance and statistics



Source: Morningstar

Performance calculations are based on the total value of the portfolio on the last business day of the month. This is inclusive of the effect of fees which are levied quarterly in arrears.

Growth (%)	Portfolio	Benchmark	Peer Group
YTD	1.47	1.90	1.12
1 Mth	1.42	0.99	0.96
1 yr	7.04	8.06	5.21
3 yr	12.19	20.32	11.65
5 yr	27.00	27.54	21.12
Since inception	46.02	53.40	36.31

## Key facts

### Risk profile



### General information

Manager(s)	Ashburton Jersey Limited
Launch date	30 June 2013
Minimum investment	US\$400,000 or currency equivalent
Benchmark	25% FTSE All-World 100% Hedged to GBP Total Return Index 75% FTSE WorldBIG Index Curr-Hedged GBP
Investment manager	Ashburton (Jersey) Limited
Peer Group	EAA Fund GBP Cautious Allocation

### Fee structure

To be agreed on application

### Contact us

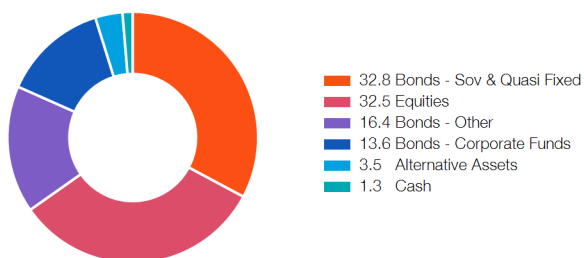
Please speak to your financial advisor or contact us for more information:

Client service: +44 (0)1534 512000

Email: Visit our website 'Contact us' page to get in touch.

Website: ashburtoninvestments.com

## Asset allocation %



## Top 5 equity holdings %

iShares MSCI ACWI	ETFs	4.76
iShares Core Euro Stoxx 50	ETFs	4.64
iShares Core S&P 500 UCITS ETF	ETFs	4.57
iShares NASDAQ 100 UCITS ETF USD Acc	ETFs	4.38
iShares Dow Jones Indus Avrg	Other	3.60

## Top bond holdings %

iShares Core Global Agg Bond	16.37
iShares Global Gov Bond-Acc	13.22
iShares EUR Govt 1-3yr	9.67
iShares Global Corp USD Acc	6.84
iShares USD Short Dur	6.72

# MULTI ASSET CAUTIOUS PORTFOLIO (GBP ETF BIAS)

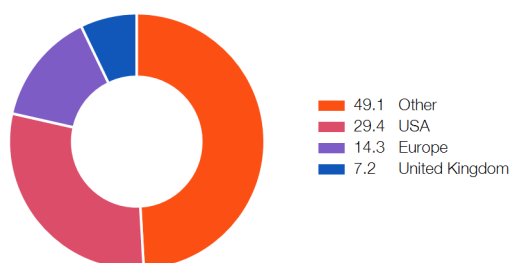
Portfolio Fact Sheet as at 30 June 2021

## Monthly performance history %

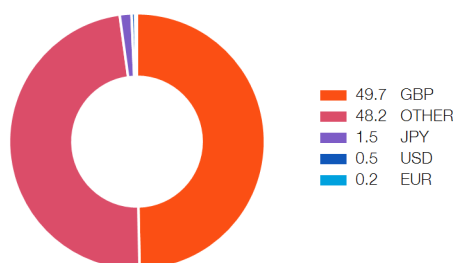
Year	Jan	Feb	Mar	Apr	May	Jun	Jul	Aug	Sep	Oct	Nov	Dec	YTD
2021	-0.86	-0.63	1.13	1.45	-1.02	1.42							1.47
2020	0.22	-2.70	-6.28	3.94	1.94	0.98	0.58	1.10	-0.34	-1.24	4.12	1.24	3.15
2019	2.95	0.86	1.28	1.01	-0.88	2.71	1.07	0.07	0.84	-0.55	0.99	0.70	11.55
2018	0.09	-1.19	1.00	0.88	0.70	0.21	0.78	0.53	-0.45	-2.75	0.14	-2.18	-2.29
2017	-0.25	2.04	0.33	0.26	1.08	-0.67	0.79	0.45	-0.34	0.73	-0.09	0.96	5.37
2016	-2.49	0.71	2.44	0.10	0.88	1.93	2.78	1.10	0.10	-0.23	-0.33	2.14	9.38
2015	1.45	1.44	1.06	-0.29	0.67	-2.78	0.89	-2.79	-1.81	3.29	0.36	-0.96	0.35
2014	-0.92	2.17	0.08	0.15	1.55	0.35	-0.95	1.80	-1.11	1.05	1.79	-0.24	5.79
2013						0.00	2.23	-1.92	1.29	2.35	-0.07	0.69	4.60

Performance calculations are based on the total value of the portfolio on the last business day of the month. This is inclusive of the effect of fees which are levied quarterly in arrears.

## Geographical weightings %



## Currency weightings %



## Disclaimer

Issued by Ashburton (Jersey) Limited which has its registered office at IFC1, The Esplanade, St Helier, Jersey JE4 8SJ, Channel Islands and is regulated by the Jersey Financial Services Commission. Ashburton Investments is a registered trading name of Ashburton (Jersey) Limited.

The value of investments and the income from them can go down as well as up, is not guaranteed, and you may not recover the amount of your original investment. Past performance is not necessarily a guide to future performance. Where an investment involves exposure to a currency other than that in which it is denominated, changes in rates of exchange may cause the value of the investment to go up or down.

This document does not constitute an offer or solicitation to any person in any jurisdiction in which Ashburton Investments is not authorised or permitted to communicate with potential investors, or to anyone who would be an unlawful recipient. The original recipient is solely responsible for any actions in further distribution of this document and should be satisfied in doing so that there is no breach of local legislation or regulations.

For more information on the products or services detailed herein, please refer to the most up to date relevant Prospectus, Key Investor Information Document and Financial Report and Statements which are available free of charge on the Ashburton Investments website.