

# GLOBAL EQUITY INCOME PORTFOLIO (USD)

Portfolio Fact Sheet as at 31 August 2020



## Investor profile

The Portfolio is designed for investors that aim to achieve a high and rising income from a portfolio of equities and is most appropriate for investors with a long term investment horizon, as losses may occur due to high fluctuations of the equity market.

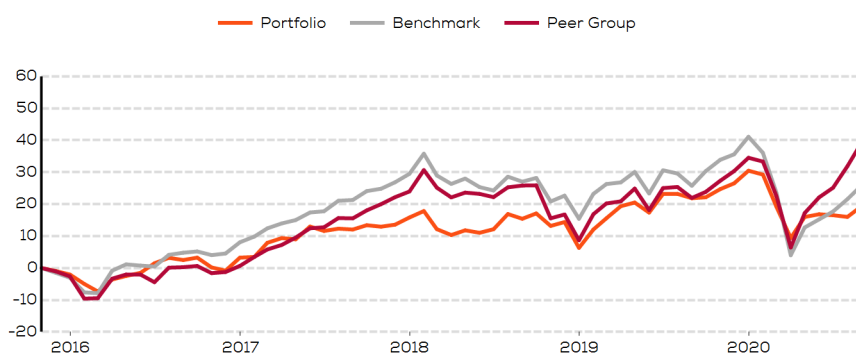
## Investment objectives and strategy

The Global Equity Income Portfolio adopts a long term concentrated investment approach aiming to select companies globally that have a proven track record of progressively paying dividend income, supported by stable balance sheets and the ability to generate sustainably growing cash flows for the foreseeable future.

## Portfolio activity

- Global equity markets continued to climb in August with the global index rising 6.2% and the high dividend index returning 3.6%. Led by significant returns from just a handful of stocks, the S&P 500 has now reached new highs. Without the returns provided by only five companies - including Microsoft, which the Global Equity Income Portfolio holds - the S&P 500 would be in negative territory for the year.
- The Global Equity Income Portfolio returned 2.9% over the month.
- Trading activity was limited.

## Performance and statistics



Source: Morningstar

Performance calculations are based on the total value of the portfolio on the last business day of the month. This is inclusive of the effect of fees which are levied quarterly in arrears.

Growth (%)	Portfolio	Benchmark	Peer Group
YTD	-8.48	-10.74	3.63
1 Mth	2.94	3.60	5.71
1 yr	-2.01	0.16	14.32
3 yr	6.57	3.83	20.64
Since inception	20.51	27.84	40.85

## Key facts

### Risk profile



### General information

Manager(s)	Ashburton Jersey Limited
Launch date	29 November 2015
Number of stocks	Up to 30
Minimum investment	US\$250,000 or foreign currency equivalent
Benchmark	FTSE All World High Yield Dividend Index
Investment manager	Ashburton (Jersey) Limited
Peer Group	EAA Fund Global Large Cap-Blend Equity

### Fee structure

To be agreed on application

### Contact us

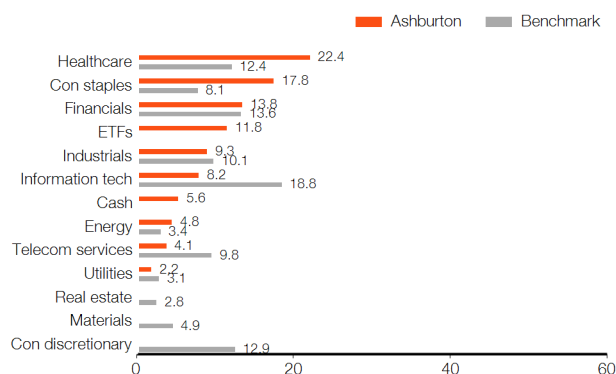
Please speak to your financial advisor or contact us for more information:

Client service: +44 (0)1534 512000

Email: Visit our website 'Contact us' page to get in touch.

Website: ashburtoninvestments.com

## Sector allocation %



## Top 5 holdings %

Microsoft Corp	Information tech	8.25
Roche Holding AG	Healthcare	6.85
Diageo PLC	Con staples	5.33
Merck & Co Inc	Healthcare	5.24
Johnson & Johnson	Healthcare	5.23

# GLOBAL EQUITY INCOME PORTFOLIO (USD)

Portfolio Fact Sheet as at 31 August 2020

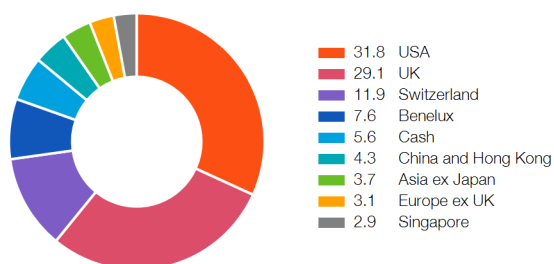


## Monthly performance history %

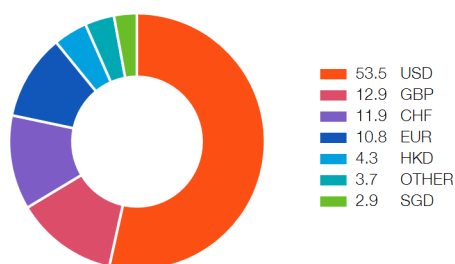
Year	Jan	Feb	Mar	Apr	May	Jun	Jul	Aug	Sep	Oct	Nov	Dec	YTD
2020	-0.94	-7.75	-8.26	6.05	0.72	-0.26	-0.45	2.94					-8.48
2019	5.41	3.14	3.27	0.97	-2.62	4.98	0.02	-1.11	0.24	2.08	1.46	3.13	22.73
2018	1.74	-4.81	-1.63	1.33	-0.68	0.99	4.25	-1.27	1.45	-3.34	1.07	-7.07	-8.21
2017	0.20	4.29	1.35	-0.33	3.66	-1.23	0.64	-0.24	1.21	-0.41	0.56	1.97	12.17
2016	-3.00	-2.49	4.06	1.14	1.02	3.03	1.66	-0.65	0.73	-2.97	-1.00	4.10	5.41
2015										0.00	-0.90	-1.15	-2.04

Performance calculations are based on the total value of the portfolio on the last business day of the month. This is inclusive of the effect of fees which are levied quarterly in arrears.

## Geographical weightings %



## Currency weightings %



## Disclaimer

Issued by Ashburton (Jersey) Limited which has its registered office at IFC1, The Esplanade, St Helier, Jersey JE4 8SJ, Channel Islands and is regulated by the Jersey Financial Services Commission. Ashburton Investments is a registered trading name of Ashburton (Jersey) Limited.

The value of investments and the income from them can go down as well as up, is not guaranteed, and you may not recover the amount of your original investment. Past performance is not necessarily a guide to future performance. Where an investment involves exposure to a currency other than that in which it is denominated, changes in rates of exchange may cause the value of the investment to go up or down.

This document does not constitute an offer or solicitation to any person in any jurisdiction in which Ashburton Investments is not authorised or permitted to communicate with potential investors, or to anyone who would be an unlawful recipient. The original recipient is solely responsible for any actions in further distribution of this document and should be satisfied in doing so that there is no breach of local legislation or regulations.

For more information on the products or services detailed herein, please refer to the most up to date relevant Prospectus, Key Investor Information Document and Financial Report and Statements which are available free of charge on the Ashburton Investments website.