

# GLOBAL EQUITY INCOME PORTFOLIO

Minimum disclosure document (portfolio fact sheet) as at 31 August 2019



## Investor profile

This Portfolio is designed for investors that aim to achieve a high and rising income from a portfolio of equities and is most appropriate for investors with a long-term investment horizon, as losses may occur due to high fluctuations of the equity market.

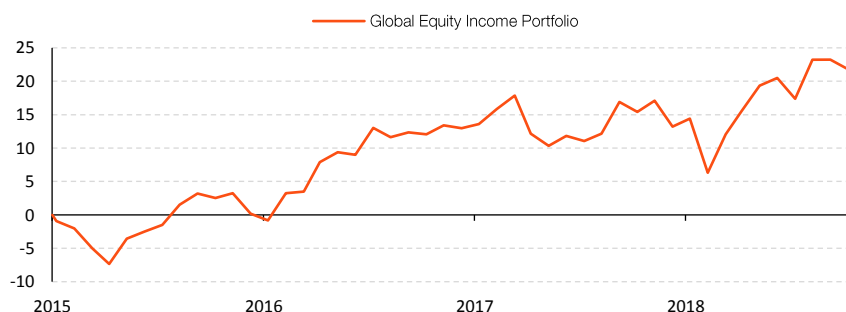
## Investment objectives and strategy

The Global Equity Income Portfolio adopts a long-term concentrated investment approach aiming to select companies globally that have a proven track record of progressively paying dividend income, supported by stable balance sheets and the ability to generate sustainably growing cash flows for the foreseeable future.

## Portfolio activity

- The strategy performed relatively well in August falling 1.2% in comparison to the global equity market with the MSCI ACWI Index falling 2.3%.
- Consumer staples and healthcare names, notably Unilever, Nestle and AstraZeneca, performed well.
- Philip Morris, the worst performer of the month, announced a potential merger and was sold.

## Performance and statistics

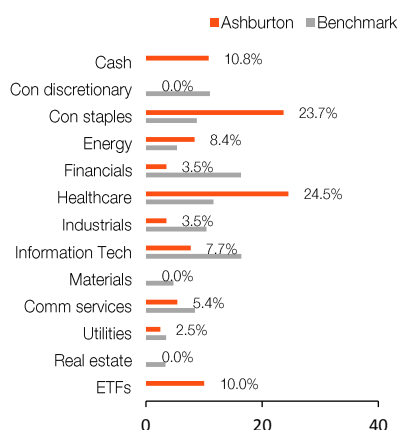


Source: Morningstar

Performance calculations are based on the total value of the portfolio on the last business day of the month. This is inclusive of the effect of fees which are levied quarterly in arrears.

Growth (%)	Portfolio
YTD	14.53
1 mth	-1.19
1 yr	5.49
2 yrs	8.67
3 yrs	18.78
Since inception	21.77

## Sector allocation %

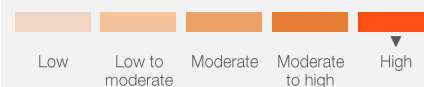


## Top 5 holdings %

Microsoft Corp	Information tech	7.72
Nestle SA	Con staples	6.16
Diageo PLC	Con staples	5.78
AT&T Inc	Comm services	5.39
Roche Holding AG	Healthcare	5.13

## Key facts

### Risk profile



### General information

Manager(s)	Veronika Pechlaner James Cooke
Launch date	29 November 2015
Number of stocks	Up to 30
Minimum investment	\$250,000 or foreign currency equivalent
Investment manager	Ashburton (Jersey) Limited

### Fee structure

To be agreed on application

### Contact us

Please speak to your financial advisor or contact us for more information:

Client service: +44 (0)1534 512000

Email: [clientsupport@ashburton.com](mailto:clientsupport@ashburton.com)

Website: [www.ashburtoninvestments.com](http://www.ashburtoninvestments.com)

# GLOBAL EQUITY INCOME PORTFOLIO

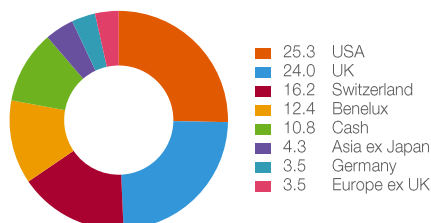
Minimum disclosure document (portfolio fact sheet) as at 31 August 2019

## Monthly performance history %

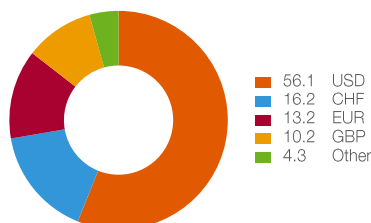
Year	Jan	Feb	Mar	Apr	May	Jun	Jul	Aug	Sep	Oct	Nov	Dec	YTD
2019	5.41%	3.14%	3.27%	0.97%	-2.62%	4.98%	0.02%	-1.19%					14.53%
2018	1.74%	-4.81%	-1.63%	1.33%	-0.68%	0.99%	4.25%	-1.26%	1.45%	-3.34%	1.07%	-7.07%	-8.21%
2017	0.20%	4.29%	1.35%	-0.33%	3.66%	-1.23%	0.64%	-0.24%	1.21%	-0.41%	0.56%	1.97%	12.17%
2016	-3.00%	-2.49%	4.06%	1.14%	1.02%	3.03%	1.66%	-0.65%	0.73%	-2.97%	-1.00%	4.10%	5.41%
2015											-0.90%	-1.15%	-2.04%

Performance calculations are based on the total value of the portfolio on the last business day of the month. This is inclusive of the effect of fees which are levied quarterly in arrears.

## Geographical weightings %



## Currency weightings %



## Disclaimer

Issued by Ashburton (Jersey) Limited which has its registered office at PO Box 239, IFC1, The Esplanade, St Helier, Jersey JE4 8SJ, Channel Islands. Regulated by the Jersey Financial Services Commission. Ashburton Investments is a registered trading name of Ashburton (Jersey) Limited.

This document is for Professional Financial Advisers and/or Investors only and is not intended for distribution to private investors.

This document does not constitute an offer, solicitation or communication to any person in any jurisdiction in which it is not authorised or permitted, or to anyone who would be an unlawful recipient, and is only intended for use by original recipients and addressees. The original recipient is solely responsible for any actions in further distributing this document, and should be satisfied in doing so that there is no breach of local legislation or regulation. This document is not for distribution in the United States of America.

Investment in any market may be extremely volatile and subject to sudden fluctuations. The value of investments and the income from them can go down as well as up, is not guaranteed and you may not recover the amount originally invested. This could also happen as a result of changes in the rate of currency exchange, particularly where overseas securities are held. Past performance cannot be taken as a guide to future returns.

Data, models and other statistics are sourced from our own records, unless otherwise stated herein. Ashburton believes that the information contained is from reliable sources, but we do not guarantee the relevance, accuracy or completeness thereof.