

# GLOBAL EQUITY GROWTH PORTFOLIO (USD)

Portfolio Fact Sheet as at 30 June 2021



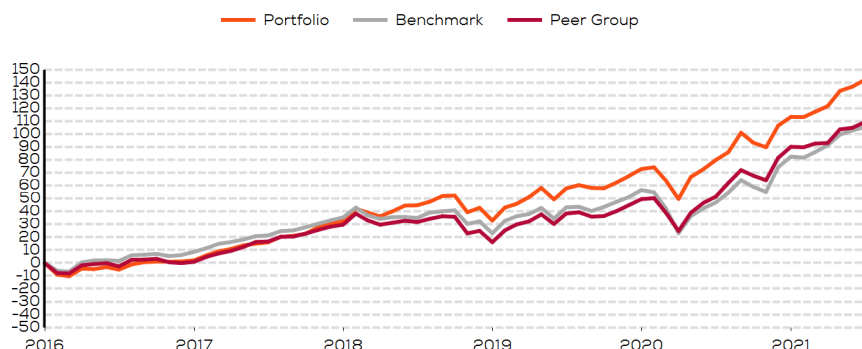
## Investor profile

The portfolio is designed for investors aiming for above average capital appreciation from participation in capital markets. Losses may occur due to high market fluctuations.

## Investment objectives and strategy

The Global Equity Growth portfolio aims to achieve long term capital growth by selecting equities, including exposure to higher growth emerging markets, by broadly investing in companies with an above average growth profile. In addition to direct equities the strategy may selectively use collective investment vehicles (CIV) as the managers deem appropriate. The aim is to achieve above average capital appreciation from a diversified range of predominantly large cap companies. Investors should be tolerant of potentially large fluctuations in the value of the underlying assets.

## Performance and statistics

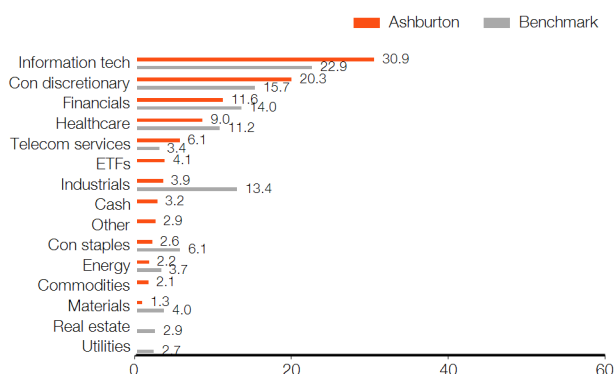


Source: Morningstar

Performance calculations are based on the total value of the portfolio on the last business day of the month. This is inclusive of the effect of fees which are levied quarterly in arrears. \*EAA Fund Global Large Cap is the Morningstar Global Large-Cap Growth Equity peer group which includes more than 1200 contributors investing in large caps across developed and emerging regions with at least 75% of total assets invested in equities.

Growth (%)	Portfolio	Benchmark	Peer Group
YTD	13.46	12.56	10.10
1 Mth	2.19	1.24	2.17
1 yr	34.59	39.78	38.19
3 yr	67.21	52.24	58.86
5 yr	155.19	102.23	114.90
Since inception	142.06	105.43	109.34

## Sector allocation %



## Top 5 holdings %

Alphabet Inc	Information tech	6.07
Microsoft Corp	Information tech	6.04
Adobe Systems Inc	Information tech	5.51
Amazon.com Inc	Con discretionary	5.43
NXP Semiconductors NV	Information tech	5.14

## Key facts

### Risk profile



## General information

Manager(s)	Ashburton Jersey Limited
Launch date	01 December 2015
Minimum investment	US\$400,000 or currency equivalent
Benchmark	FTSE All-World Total Return Index USD
Investment manager	Ashburton (Jersey) Limited
Peer Group	EAA Fund Global Large-Cap Growth Equity

## Fee structure

To be agreed on application

## Contact us

Please speak to your financial advisor or contact us for more information:

Client service: +44 (0)1534 512000

Email: Visit our website 'Contact us' page to get in touch.

Website: ashburtoninvestments.com

# GLOBAL EQUITY GROWTH PORTFOLIO (USD)

Portfolio Fact Sheet as at 30 June 2021

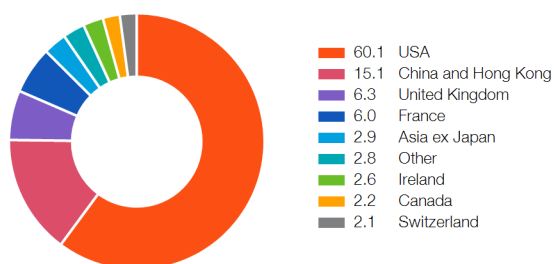


## Monthly performance history %

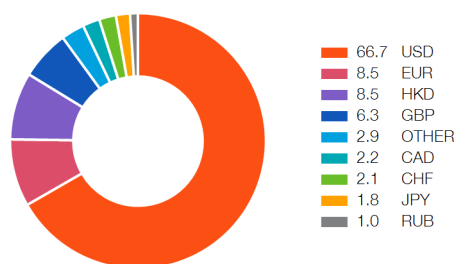
Year	Jan	Feb	Mar	Apr	May	Jun	Jul	Aug	Sep	Oct	Nov	Dec	YTD
2021	-0.08	1.91	2.05	5.32	1.44	2.19							13.46
2020	0.78	-5.92	-8.68	11.35	3.66	4.09	3.42	8.09	-3.83	-1.85	8.86	3.28	23.40
2019	7.59	1.97	3.65	4.66	-5.56	5.64	1.64	-1.36	-0.18	2.80	3.09	3.28	30.06
2018	7.19	-2.15	-2.15	2.82	3.27	0.14	1.95	2.99	0.21	-8.51	2.46	-6.90	0.20
2017	3.88	2.75	1.77	2.49	1.19	0.90	3.70	0.64	1.31	4.20	2.16	1.61	29.98
2016	-9.05	-1.33	6.54	-0.35	1.64	-2.04	4.23	1.82	0.47	-0.12	0.15	0.88	2.06
2015												0.00	0.00

Performance calculations are based on the total value of the portfolio on the last business day of the month. This is inclusive of the effect of fees which are levied quarterly in arrears.

## Geographical weightings %



## Currency weightings %



## Disclaimer

Issued by Ashburton (Jersey) Limited which has its registered office at IFC1, The Esplanade, St Helier, Jersey JE4 8SJ, Channel Islands and is regulated by the Jersey Financial Services Commission. Ashburton Investments is a registered trading name of Ashburton (Jersey) Limited.

The value of investments and the income from them can go down as well as up, is not guaranteed, and you may not recover the amount of your original investment. Past performance is not necessarily a guide to future performance. Where an investment involves exposure to a currency other than that in which it is denominated, changes in rates of exchange may cause the value of the investment to go up or down.

This document does not constitute an offer or solicitation to any person in any jurisdiction in which Ashburton Investments is not authorised or permitted to communicate with potential investors, or to anyone who would be an unlawful recipient. The original recipient is solely responsible for any actions in further distribution of this document and should be satisfied in doing so that there is no breach of local legislation or regulations.

For more information on the products or services detailed herein, please refer to the most up to date relevant Prospectus, Key Investor Information Document and Financial Report and Statements which are available free of charge on the Ashburton Investments website.